



GIPIEMME

& RUOTE
& SELLE

MADE IN ITALY

WHEELS AND SADDLES

1999



&RUOTE &SELLE

WHEELS AND SADDLES

Gipiemme, azienda affermata in campo mondiale per la componentistica di alta gamma riservata al ciclo corsa e MTB, viene acquisita nel 1989 dal gruppo Isca Spa che ne amplia l'attività produttiva con la nuova linea Tecno per i cerchi in alluminio / fibra di carbonio e ruote speciali corsa: strada, pista e MTB.


In seguito la Gipiemme firma anche la gamma delle selle corsa, a sostegno dell'alta qualità e del design, con i prestigiosi modelli: Pluma, Nitrec, X-treme, Plus, Penta, Sintra.



Gipiemme a world-renowned brand synonymous with top-end cycle components for race and MTB was acquired by Isca SpA group in 1989. Gipiemme product range has since been widened with the introduction of the new Tecno aluminium and carbon fibre rims and wheels for road, track and MTB. Furthermore, Gipiemme is now the brand name for a prestigious range of specialist designed high quality saddles such as Pluma, Nitrec, X-treme, Plus, Penta and Sintra.

MADE IN ITALY

GIPIEMME




Gipiemme, forte del successo conseguito dal progetto Tecno, completa la linea ruote corsa strada - MTB con i nuovi modelli: Tecno 830, Tecno 924, Tecno 932, Tecno Mount, insuperabili per tecnologia, aerodinamicità, compattezza, funzionalità e leggerezza.

After the success gained from the Tecno project, Gipiemme has expanded its range of race and MTB wheels with high technology aerodynamic products, Tecno 830, Tecno 924, Tecno 932 and Tecno Mount, which give maximum performance with minimum weight.

RUOTE

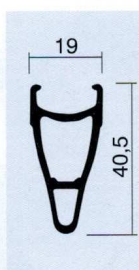
WHEELS



TECNO 716 PRO

Ruota con cerchio in lega di alluminio 6082, di forma aerodinamica e compatta; fianchi rettificati mediante diamantatura per una perfetta frenata in ogni condizione.

Its streamlined shape rim is made from 6082 aluminium alloy. The diamond grinding process on both sides guarantees excellent braking performance in any weather.




Mod. TECNO 716 PRO
Raggi: 16 raggi inox, a profilo ellittico, fissati al cerchio con il sistema brevettato "Water-proof" a nipples interni.
Mozzi: mozzi e cassetta in lega di alluminio Ergal, montati su cuscinetti a sfere.
Versioni: Campagnolo 8 o 9 V. - Shimano 8/9 V. 26" - 28" tubolare o copertoncino;
Colori anodizzati: silver, giallo, rosso, blu, nero.
Peso: ant. 820 gr - post. 1050 gr.

Mod. TECNO 716 PRO
Spokes: the sixteen elliptically shaped stainless steel spokes are secured by internal nipples through a patented waterproof system.
Hub: the ball bearing hub and cassette body are made from Ergal aluminium alloy.
Models: 26" - 28" for tubular or for clincher.
Compatible with 8 or 9 speed Campagnolo and 8/9 speed Shimano cassette.
Anodized colours: silver, yellow, red, blue, black.
Weight: front 820 g - rear 1050 g

RUOTE

WHEELS



TECNO C716 PRO

Ruota con cerchio monoscocca in fibra di carbonio, di forma aerodinamica ed estremamente leggera; disponibili speciali pattini freno che eliminano l'usura e garantiscono una perfetta frenata in ogni condizione.

Its monocoque carbon fibre rim has a streamlined shape and a terrific light weight. The wheel is provided with special brake shoes which prevent rim wearing and guarantee excellent braking performance in any weather.



Mod. TECNO C716 PRO

Raggi: 16 raggi inox, a profilo ellittico, fissati al cerchio con nipples interni.

Mozzi: mozzi e cassetta in lega di alluminio Ergal, montati su cuscinetti a sfere.

Versioni: Campagnolo 8 o 9 V. - Shimano 8/9 V. 26" - 28" tubolare

Peso: ant. 713 gr - post. 873 gr.

Mod. TECNO C716 PRO

Spokes: the sixteen elliptically shaped stainless steel spokes are secured by internal nipples.

Hub: the ball bearing hub and cassette body are made from Ergal aluminium alloy.


Models: 26" - 28" for tubular.

Compatible with 8 or 9 speed Campagnolo and 8/9 speed Shimano cassette.

Weight: front 713 g - rear 873 g

RUOTE

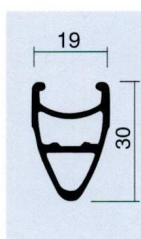
WHEELS



TECNO 830

Ruota con cerchio in lega di alluminio 6005, di forma aerodinamica e compatta; fianchi rettificati mediante diamantatura per una perfetta frenata in ogni condizione.

Its streamlined shape rim is made from 6005 aluminium alloy. The diamond grinding process on both sides guarantees excellent braking performance in any weather.



Mod. TECNO 830

Raggi: 16 raggi inox, a profilo ellittico, fissati al cerchio con il sistema brevettato "Water-proof" a nipples interni.

Mozzi: mozzi in lega di alluminio forgiato, montati su cuscinetti a sfere.

Versioni: Campagnolo 8 o 9 V. - Shimano 8/9 V. 28" copertoncino.

Colori anodizzati per cerchi e mozzi: silver, giallo, rosso, blu, nero.

Peso: ant. 884 gr - post. 1118 gr.

Mod. TECNO 830

Spokes: the sixteen elliptically shaped stainless steel spokes are secured by internal nipples through a patented waterproof system.

Hub: the ball bearing hub is made from hot forged aluminium alloy.

Models: 28" for clincher.


Compatible with 8 or 9 speed Campagnolo and 8/9 speed Shimano cassette.

Anodized colours of rims and hubs: silver, yellow, blue, black.

Weight: front 884 g - rear 1118 g

RUOTE

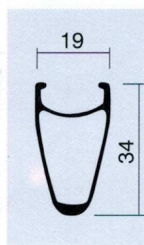
WHEELS



TECNO 724

Ruota con cerchio in lega di alluminio 6005, di forma aerodinamica e compatta; speciale finitura sui fianchi per una perfetta frenata in ogni condizione.

Its streamlined shape rim is made from 6005 aluminium alloy. The special braking surface finish on both sides guarantees excellent braking performance in any weather.



Mod. TECNO 724

Raggi: 24 raggi inox, diametro 2 mm, fissati al cerchio con nipples tradizionali, registrabili dall'esterno.

Mozi: mozi in lega di alluminio, serie 6000, montati su cuscinetti a sfere.

Versioni: Campagnolo 8 V. - Shimano 8/9 V. 28" copertoncino;

Colori anodizzati per cerchi: silver, giallo, rosso, blu, nero.

Peso: ant. 890 gr - post. 1189 gr.

Mod. TECNO 724

Spokes: the twenty-four spokes, measuring 2 mm in diameter, are secured by traditional nipples adjustable on the outside.

Hub: the ball bearing hub is made from 6000 aluminium alloy.

Models: 28" for clincher.

Compatible with 8 speed Campagnolo and 8/9 speed Shimano cassette.


Anodized colours of rims: silver, yellow, red, blue, black.

Weight: front 890 g - rear 1189 g



RUOTE

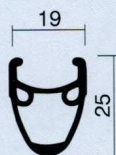
WHEELS



TECNO 924

Ruota con cerchio in lega di alluminio 6082, di forma ogivale; fianchi rettificati mediante diamantatura per una perfetta frenata in ogni condizione.

Its ogivally shaped rim is made from 6082 aluminium alloy. The diamond grinding process on both sides guarantees excellent braking performance in any weather.



Mod. TECNO 924

Raggi: 24 raggi inox, diametro 2 mm, fissati al cerchio con nipples tradizionali regolabili dall'esterno.

Mozzi: mozzi in lega di alluminio forgiato, montati su cuscinetti a sfere.

Versioni: Campagnolo 8 o 9 V. - Shimano 8/9 V. 28" copertoncino;

Colori anodizzati per cerchi e mozzi: silver, giallo, rosso, blu, nero.

Peso: ant. 800 gr - post. 1040 gr.

Mod. TECNO 924

Spokes: the twenty-four stainless steel spokes, measuring 2 mm in diameter, are secured by traditional nipples adjustable on the outside.

Hub: the ball bearing hub is made from hot forged aluminium alloy.

Models: 28" for clincher.


Compatible with 8 or 9 speed Campagnolo and 8/9 speed Shimano cassette.

Anodized colours of rims and hubs: silver, yellow, red, blue, black.

Weight: front 800 g - rear 1040 g

RUOTE

WHEELS



TECNO 932

Ruota con cerchio in lega di alluminio 6005, di forma classica, occhielli in acciaio inox, fianchi rettificati mediante diamantatura per una perfetta frenata in ogni condizione.

Its traditionally shaped rim is made from 6005 aluminium alloy and is provided with stainless steel eyelets. The diamond grinding process on both sides guarantees excellent braking performance in any weather.

Mod. TECNO 932

Raggi: 32 raggi inox, diametro 2 mm, fissati al cerchio con nipples tradizionali, registrabili dall'esterno.

Mozi: mozi in lega di alluminio forgiato, montati su cuscinetti a sfere.

Versioni: Campagnolo 8 o 9 V. - Shimano 8/9 V. 28" copertoncino.

Colori anodizzati per cerchi e mozi: silver, giallo, rosso, blu, nero.

Peso: ant. 883 gr. - post. 1135 gr.

Mod. TECNO 932

Spokes: the thirty-two stainless steel spokes, measuring 2 mm in diameter, are secured by traditional nipples adjustable on the outside.

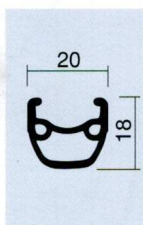
Hub: the ball bearing hub is made from hot forged aluminium alloy.

Models: 28" for clincher.

Compatible with 8 or 9 speed Campagnolo and 8/9 speed Shimano cassette.


Anodized colours of rims and hubs: silver, yellow, red, blue, black.

Weight: front 883 g - rear 1135 g



RUOTE

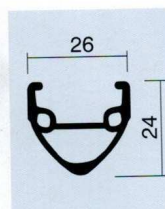
WHEELS



TECNO MOUNT

Ruota con cerchio in lega di alluminio, di forma innovativa che ne esalta la resistenza su ogni percorso; fianchi rettificati mediante diamantatura per una perfetta frenata in qualsiasi condizione.

The innovative profile of its aluminium alloy rim increases the wheel resistance over any terrain. The diamond grinding process on both sides guarantees excellent braking performance in any weather.



Mod. TECNO MOUNT

Raggi: 32 raggi inox, diametro 2 mm, fissati al cerchio con nipples tradizionali, registrabili dall'esterno.

Mozzi: mozzi in lega di alluminio forgiato, montati su cuscinetti a sfere.

Versioni: Shimano 8/9 V.
26" MTB.

Colori verniciati a polvere per cerchi e mozzi: giallo, rosso, blu.

Colori anodizzati per cerchi e mozzi: silver.

Peso: ant. 890 gr. - post. 1155 gr.

Mod. TECNO MOUNT

Spokes: the thirty-two stainless steel spokes, measuring 2 mm in diameter, are secured by traditional nipples adjustable on the outside.

Hub: the ball bearing hub is made from hot forged aluminium alloy.

Models: 26" MTB.

Compatible with 8/9 speed Shimano cassette.

Powder coated colours of rims and hubs: yellow, red, blue.

Anodized colours: silver.

Weight: front 890 g - rear 1155 g

RUOTE

W H E E L S



TECNO LENTICOLARE

Ruota monoscocca in fibra di carbonio, realizzata sfruttando criteri aeronautici; disponibili speciali pattini freno che eliminano l'usura garantendo una perfetta frenata.

Monocoque carbon fibre disc wheel designed according to criteria of aeronautical engineering. The wheel is provided with special brake shoes which prevent rim wearing and guarantee excellent braking performance.

Mod. TECNO LENTICOLARE

Mozzi: mozzi e cassetta in lega di alluminio Ergal, montati su cuscinetti a sfere.

Versioni: Campagnolo 8 o 9 V. - Shimano 8/9 V.
26" - 28" tubolare;
disponibile anche la versione più rigida Carbon Plus.

Peso: 26" ant. 815 gr - post. 950 gr
28" ant. 914 gr - post. 1043 gr
Carbon Plus + 100 gr.

Mod. DOUBLE-CONVEX TECNO

Hub: the ball bearing hub and cassette are made from Ergal aluminium alloy.

Models: 26 - 28" for tubular.

Compatible with 8 or 9 speed Campagnolo and 8/9 speed Shimano cassette.

A more rigid model is also available, the Carbon Plus.

Weight: 26" front 815 g - rear 950 g
28" front 914 g - rear 1043 g
Carbon Plus + 100 g



TECNO R830

Cerchio in lega di alluminio 6005 estruso, tripla camera, superficie di frenata rettificata, nipples interni.
Versioni: copertoncino 28".
fori 16 - 28 - 32.

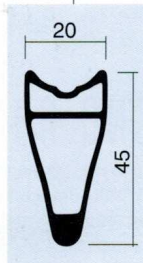
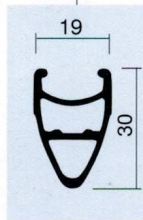
Colori anodizzati: silver, giallo, rosso, blu, nero.
Peso: 560 gr.

This triple walled rim is made from extruded 6005 aluminium alloy and is provided with diamond grinding process on both sides.

Models: 28" for clincher.

16, 28, 32 holes - internal nipples.

Anodized colours: silver, yellow, red, blue, black.
Weight: 560 g



TECNO RC716

Cerchio monoscocca in fibra di carbonio, aerodinamico ed estremamente leggero, nipples interni. Usato indifferentemente per strada o pista.

Versioni: tubolare 26" - 28"

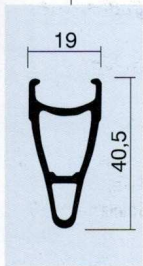
fori 16 - 32.

Peso: tubolare 26" 360 gr - tubolare 28" 390 gr.

This monocoque carbon fibre rim has a streamlined shape and a terrific light weight. It is suitable both for road and track use.

Models: 26" - 28" for tubular - 16 or 32 holes - internal nipples.

Weight: 26" tubular 360 g - 28" tubular 390 g



TECNO R716

Cerchio in lega di alluminio 6082 estruso, di forma aerodinamica e peso contenuto, fianchi rettificati per una perfetta frenata, nipples interni.

Versioni: tubolare - copertoncino 26" - 28"

fori 16 - 32.

Colori anodizzati: silver, giallo, rosso, blu, nero.

Peso: tubolare 26" 550 gr - 28" 620 gr

copertoncino 26" 590 gr - 28" 660 gr

pista 26" 515 gr - 28" 585 gr.

Made from extruded 6082 aluminium alloy, this is a light streamlined shape rim.

The diamond grinding process on both sides guarantees excellent braking performance.

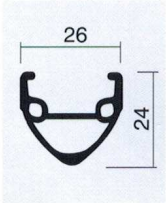
Models: 26" - 28" for tubular, for clincher or for track; 16 or 32 holes - internal nipples.

Anodized colours: silver, yellow, red, blue, black.

Weight: tubular 26" 550 g - tubular 28" 620 g

clincher 26" 590 g - clincher 28" 660 g

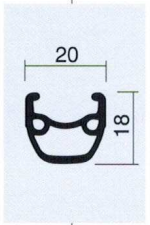
track 26" 515 g - track 28" 585 g



TECNO R MOUNT

Cerchio in lega di alluminio 6060 estruso, doppia camera, superficie di frenata rettificata, nipples esterni.
 Versione: MTB 26" - fori 32 - 36 - Peso: 524 gr.
 Colori verniciati a polvere: giallo, rosso, blu, nero.
 Colore anodizzato: silver.
 Versione: CTB 28" - fori 32 - 36 - Peso: 574 gr.
 Colore anodizzato: silver.

This double walled rim is made from 6060 aluminium alloy and is provided with diamond grinding process on both sides.
 Models: 26" MTB - 32 or 36 holes
 nipples adjustable from the outside
 Powder coated colour: yellow, red, blue, black.
 Anodized colour: silver - Weight: 524 g
 Models: 28" trekking - 32 or 36 holes
 nipples adjustable from the outside
 Anodized colour: silver - Weight: 574 g



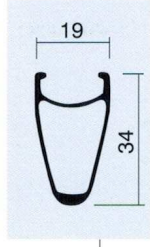
TECNO R932

Cerchio in lega di alluminio 6005 estrusi, a doppia camera, occhielli in acciaio inox e fianchi rettificati per una perfetta frenata, nipples interni.
 Versioni: copertoncino 28" ; fori 32 - 36
 Colori anodizzati: silver, giallo, rosso, blu, nero - Peso: 480 gr.
This double walled rim is made from extruded 6005 aluminium alloy. It is provided with stainless steel eyelets and diamond grinding process on both sides.
 Models: 28" for clincher - 32 or 36 holes - nipples adjustable from the outside.
 Anodized colours: silver, yellow, red, blue, black - Weight: 480 g



TECNO R924

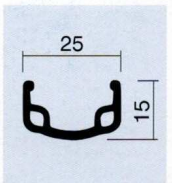
Cerchio in lega di alluminio 6082 estruso, di linea ogivale e compatta, fianchi rettificati per una perfetta frenata, nipples esterni.
 Versioni: copertoncino 28" - fori 24 - 28 - 32 - 36.
 Colori anodizzati: silver, giallo, rosso, blu, nero. - Peso: 480 gr.
This ogivally shaped rim is made from extruded 6082 aluminium alloy and has diamond grinding process on both sides
 Models: 28" for clincher; 24, 28, 32, 36 holes - nipples adjustable from the outside.
 Anodized colours: silver, yellow, red, blue, black. - Weight: 480 g



TECNO R724

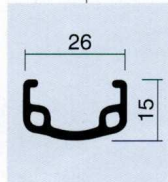
Cerchio in lega di alluminio 6005 estruso, aerodinamico e compatto, trattamento speciale della superficie di frenata, nipples esterni.
 Versioni: copertoncino 28" - fori 24.
 Colori anodizzati: silver, giallo, rosso, blu, nero - Peso: 550 gr.
This is a streamlined shape rim made from extruded 6005 aluminium alloy and provided with special braking surface finish.
 Models: 28" for clincher; 24 holes - nipples adjustable from the outside.
 Anodized colours: silver, yellow, red, blue, black.
 Weight: 550 g

CERCHI RIMS



OLANDA

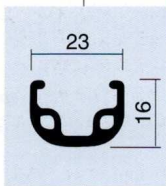
Cerchio in lega di alluminio 6060 estruso, camera singola.
Versioni: 26x1-3/8 - fori 36.
Peso: 430 gr.
*This single walled rim is made from 6062 aluminium alloy.
Models: 26x1-3/8 - 36 holes.
Weight: 430 g*



MIRAGE

Cerchio in lega di alluminio 6060 estruso, camera singola.
Versioni: MTB 20" - 28 fori - peso 287 gr.
24" - 36 fori - peso 332 gr.
26" - 36 fori - peso 430 gr.
CTB 28" - 36 fori - peso 460 gr.

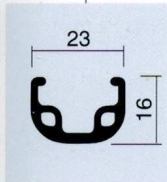
*Single walled rim made from 6060 extruded aluminium alloy.
Models: 20" MTB - 28 holes - weight 287 g
24" MTB - 36 holes - weight 332 g
26" MTB - 36 holes - weight 430 g
28" trekking - 36 holes - weight 460 g*



ZENITH

Cerchio in lega di alluminio 6060 estruso, camera singola.
Versioni: MTB 26" - CTB 28" - fori 36.
Peso: 26" 515 gr. - 28" 545 gr.


*This single walled rim is made from 6060 extruded aluminium alloy.
Models: 26" MTB - 28" trekking - 36 holes.
Weight: 26" 515 g - 28" 545 g*



RADIUS

Cerchio in lega di alluminio 6060 estruso, anodizzato, occhielli in acciaio inox.
Versioni: MTB 26" - CTB 28" - fori 36.
Peso: 26" 520 gr - 28" 550 gr.

*Anodized aluminium single walled rim made from 6060 extruded aluminium alloy and provided with stainless steel eyelets.
Models: 26" MTB - 28" trekking - 36 holes.
Weight: 26" 520 g - 28" 550 g*



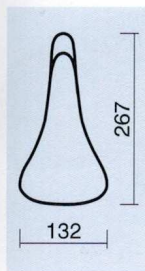
Tecnologia, design, comfort,
leggerezza, alta qualità dei
materiali usati sono le
prerogative vincenti della
Gipiemme selle corsa.

*Technology, design, comfort,
lightness, high-quality
materials are the winning
choices for Gipiemme saddles.*



PLUMA EVOLUTION

Sella concepita con criteri progettuali di derivazione aeronautica. La scelta del Titanio quale struttura portante monoguscio assicura la massima leggerezza, una elevata resistenza alla torsione ed un ottimo modulo elastico.



Mod. PLUMA EVOLUTION
 Telaio: tubolare in titanio.
 Scafo: titanio:
 colori: titanio, silver, giallo, rosso, blu, nero.
 Imbottitura: poliuretano bicomponente.
 Rivestimento: pelle bovina calibrata e selezionata;
 colori: giallo, rosso, blu, nero.
 Peso: 155 gr. (versione base)
 170 gr. (versione colorata).

Mod. PLUMA EVOLUTION
 Rails: tubular titanium.
 Shell: titanium.
 Colours available: titanium, silver, yellow, red, blue, black.
 Padding: dual compound polyurethane.
 Cover: sized and selected cow hide;
 Colours available: yellow, red, blue, black.
 Weight: basic version 155 g
 coloured version 170 g



Saddle designed according to criteria of aeronautical engineering. The complete titanium shell guarantees the lightest weight, the utmost torsion strength and an excellent coefficient of elasticity.



Nero / Titanio
 Black / Titanium

Giallo / Blu
 Yellow / Blue

Blu / Giallo
 Blue / Yellow

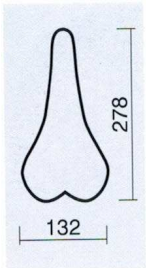
Nero / Rosso
 Black / Red

Rosso / Nero
 Red / Black



NITREC

Sella di forma classica ottimizzata per soddisfare particolari esigenze dovute a percorsi lunghi e tortuosi. Nitrec per la sua leggerezza e per i materiali impiegati è affidabile e confortevole anche nelle più esasperate applicazioni.



Mod. NITREC
 Telaio: titanio, Cromoly, Hi-ten.
 Struttura: Copolimero termoplastico caricato.
 Rivestimento: pelle fiore calibrata idrorepellente - Skay
 colori: giallo, rosso, blu, blu notte, nero.
 Peso: telaio titanio 238 gr.
 telaio Cromoly 244 gr.
 telaio Hi-ten 295 gr.
 Ricami opzionali: Speed - Nitrec.

Mod. NITREC
 Rails: Titanium, Cr-Mo or Hi-ten.
 Underbody: thermoplastic copolymer;
 Top cover: selected top grade water repellent calf leather or vinyl cover.
 Colours available: yellow, red, blue, dark blue, black.
 Weight: with titanium rails 238 g
 with Cr-Mo rails 244 g
 with hi-ten rails 295 g
 Design: "Speed" embroidery
 "Nitrec" embroidery.



A traditional-shaped saddle carefully designed for assuring the best performance over the longest and even roughest courses. Thanks to its lightness and materials used, this saddle offers a real comfort in most uses.



Nero
Black
Design: Speed

Giallo
Yellow
Design: Speed

Blu
Blue
Design: Nitrec

Rosso
Red
Design: Nitrec

Blu notte
Dark blue
Design: Nitrec

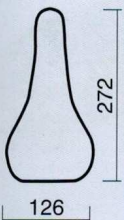


X-TREME

Sella caratterizzata dalla particolare anatomia che unita alla flessione controllata ed alla geometria strutturale, realizzata con materiali di alto livello, offre al ciclista un punto di appoggio sicuro e confortevole anche negli impieghi estremi.



Thanks to its particular shape, to its structure and controlled flexibility, this saddle gives the rider a reassuring feeling of stability as well as real comfort even over the roughest off-road courses.



Mod. X-TREME
 Telaio: titanio, Cromoly, Hi-ten.
 Struttura: Copolimero termoplastico caricato.
 Rivestimento: pelle fiore calibrata idrorepellente - Skay
 colori: giallo, rosso, blu, blu notte, nero.
 Peso: telaio titanio 235 gr.
 telaio Cromoly 246 gr.
 telaio Hi-ten 308 gr.
 Ricami opzionali: U.S.A. - World.

Mod. X-TREME
 Rails: Titanium, Cr-Mo or Hi-ten.
 Underbody: thermoplastic copolymer.
 Top cover: selected top grade water repellent calf leather or vinyl cover
 Colours available: yellow, red, blue, dark blue, black.
 Weight: with titanium rails 235 g
 with Cr-Mo rails 246 g
 with Hi-ten rails 308 g
 Design: "USA" embroidery
 "World" embroidery.



Rosso
Red
Design: USA

Giallo
Yellow
Design: USA

Rosso
Red
Design: World

Nero
Black
Design: World

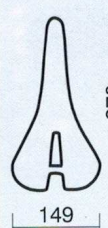


PLUS

Sella a geometria divisa che abbinata ad una flessibilità equilibrata e controllata, unita alla qualità dei materiali impiegati, favorisce l'uso prolungato anche in condizioni limite. Plus vanta un design che ne esalta il comfort.



Its particular shape gives the saddle well-balanced flexibility and lasting comfort even over the roughest courses thanks also to the high-quality materials used.



Mod. PLUS
 Telaio: titanio, Cromoly, Hi-ten.
 Struttura: Copolimero termoplastico caricato.
 Rivestimento: pelle fiore calibrata idrorepellente - Skay;
 colori: giallo, rosso, blu, nero.
 Peso: telaio titanio 236 gr
 telaio Cromoly 248 gr
 telaio Hi-ten 307 gr.
 Ricami opzionali: pelle: disegno 2, disegno 3;
 Skay: disegno 10, Imi Kevlar.

Mod. PLUS
 Rails: Titanium, Cr-Mo or Hi-ten.
 Underbody: thermoplastic copolymer.
 Top cover: selected top grade water repellent calf leather or vinyl cover.
 Colours available: yellow, red, blue, dark blue, black.
 Weight: with titanium rails 236 g
 with Cr-Mo rails 248 g
 with Hi-ten rails 307 g
 Design for leather version: design 2, design 3.
 Design for vinyl version: design 10, Imi Kevlar.



Nero-Giallo
 Black-Yellow
 Design: 2



Rosso-Nero
 Red-Black
 Design: 3



Blu
 Blue
 Design: 10



Giallo-Nero
 Yellow-Black
 Design: Imi Kevlar

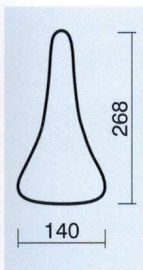


PENTA

Progettata e realizzata con il nuovo sistema Dual Shock Absorber (doppio assorbitore di colpi) a balestre ortogonali, è la sella più confortevole ed affidabile sui percorsi esasperati. L'assorbimento controllato e distinto per urti provenienti dalla ruota anteriore o posteriore ne esalta l'uso per biciclette da strada e MTB.



Designed and realised with a new orthogonal leaf spring system, providing Dual Shock Absorption. This saddle offers exceptional comfort and reliability over all courses and even the roughest terrain. The controlled and independent absorption of vibrations transmitted from the front and the rear wheels makes this saddle particularly suitable for both road and MTB uses.



Mod. PENTA
 Telaio: titanio, Cromoly, Hi-ten.
 Struttura: resine poliammidiche.
 Rivestimento: pelle fiore calibrata idrorepellente - Skay
 colori: giallo, rosso, blu, nero.
 Peso: telaio titanio 260 gr.
 telaio Cromoly 268 gr.
 telaio HI-ten 307 gr.
 Ricami opzionali pelle: disegno 2, Joker, Onda;
 Ricami opzionali Skay: disegno 11, Imi Kevlar.

Mod. PENTA
 Rails: Titanium, Cr-Mo or Hi-ten.
 Underbody: polyamide resins.
 Top cover: selected top grade water repellent calf leather or vinyl cover.
 Colours available: yellow, red, blue, black.
 Weight: with titanium rails 260 g
 with Cr-Mo rails 268 g
 with hi-ten rails 307 g
 Design for leather version: design 2, Joker, Onda;
 Design for vinyl version: design 11, Imi Kevlar.



Nero
 Black
 Design: Joker

Giallo
 Yellow
 Design: 2

Blu/Giallo
 Blue/Yellow
 Design: Onda

Rosso
 Red
 Design: 11

Giallo
 Yellow
 Design: Imi Kevlar

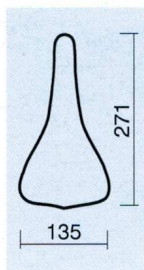


SINTRA

Sella innovativa per il rivoluzionario sistema ammortizzante *Active Suspension* (sospensioni attive) che abbinata alla particolare imbottitura consentono di eliminare i disagi derivati da percorsi fortemente sconnessi.



Thanks to its innovative Active Suspension absorbing system and to the particular padding this saddle is exceptionally comfortable even over the roughest off-road courses.



Mod. SINTRA
 Telaio: titanio, Cromoly, Hi-ten.
 Struttura: resine poliammidiche.
 Rivestimento: pelle fiore calibrata idrorepellente - Skay
 colori: giallo, rosso, blu, nero.
 Peso: telaio titanio 275 gr.
 telaio Cromoly 288 gr.
 telaio HI-ten 352 gr.
 Ricami opzionali pelle: disegno 2, disegno 3;
 Ricami opzionali Skay: disegno 10, Joker, Imi Kevlar.

Mod. SINTRA
 Rails: Titanium, Cr-Mo or Hi-ten.
 Underbody: polyamide resins.
 Top cover: selected top grade water repellent calf leather or vinyl cover.
 Colours available: yellow, red, blue, black.
 Weight: with titanium rails 275 g
 with Cr-Mo rails 288 g
 with hi-ten rails 352 g
 Design for leather version: design 2, design 3.
 Design for vinyl version: design 10, Joker, Imi Kevlar.



Blu
Blue
Design: 2

Giallo/Rosso
Yellow/Red
Design: 3

Rosso
Red
Design: Imi Kevlar

Giallo
Yellow
Design: 10

Nero
Black
Design: Joker



GIPIEMME



GIPIEMME

ISCA S.p.A.

Via Balbi, 13 - 31037 Loria (TV) Italy
Uff. Comm. Italia - Domestic Sales
Tel. 0423 755048 r.a. - Fax 0423 755129
Uff. Comm. Estero - Export Sales
Tel. 0423 755145 - Fax 0423 755022

<http://www.iscaselle.com>
<http://www.gipiemme.com>
e-mail: gipiemme@gipiemme.com