



Made in Italy

GIPIEMME S.p.A.  
Attenzione: in caso  
di gonfiatura a caldo  
evitare di sovraccaricare  
il pneumatico.

GIPIEMME

# INDICE / INDEX

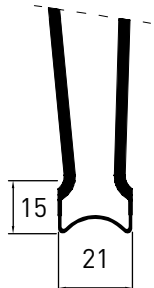
<b>MANTA Tubolare</b> 3	<b>TECNO 1.55 Ultralight Hard Anodize</b> 14	<b>PISTA A40 Fixed / A40V-BRAKE</b> 25	<b>N25 SLE 27" 29"</b> 36
ROAD / CHRONO / TRIATHLON / PISTA / TRACK	ROAD / CHRONO / CYCLOCROSS / TRIATHLON / GPM / GRAVEL	ROAD / BIKE POLO	XC / XM / MARATHON / X-TERRA / TRAIL / ENDURO / FREESTYLE / DOWNHILL 27" / XC / XM / MARATHON / X-TERRA 29"
<b>MANTA AERO Tubolare</b> 4	<b>KRONO Ultralight Hard Anodize</b> 15	<b>PISTA FIXED</b> 26	<b>FAT MAGNUS 80 26"</b> 37
ROAD / CHRONO / TRIATHLON / PISTA / TRACK	ROAD / CHRONO / CYCLOCROSS / TRIATHLON / GPM	ROAD / TRACK / BIKE POLO / FREESTYLE (vers. 030) - ROAD / BIKE POLO (vers. FIXED)	XC / XM / MARATHON / TRAIL (29")
<b>CARBON H60 Tubolare</b> 5	<b>TECNO 716 Light Hard Anodize</b> 16	<b>CARBON G40 27,5"</b> 27	<b>EQUIPE FAT MAGNUS 26" 24" 20"</b> 38
ROAD / CHRONO / TRIATHLON	ROAD / CHRONO / TRIATHLON	XC / XM / MARATHON / X-TERRA / TRAIL / ENDURO / FREESTYLE / DOWNHILL	XC / XM / MARATHON / X-TERRA / TRAIL / ENDURO / FREESTYLE / DOWNHILL
<b>CARBON H60 SPEED Alucarbon</b> 6	<b>EQUIPE 716</b> 17	<b>CARBON G30 27,5" / 29"</b> 28	<b>T2-40S</b> 39
ROAD / CHRONO / CYCLOCROSS / TRIATHLON	ROAD / CHRONO / TRIATHLON	XC / XM / MARATHON / X-TERRA / TRAIL / ENDURO / FREESTYLE / DOWNHILL (27,5") / XC / XM / MARATHON / X-TERRA (29")	
<b>EQUIPE H5.5</b> 7	<b>EQUIPE 155</b> 18	<b>T584 27,5" carbon</b> 29	<b>T2-30S Shimano</b> 40
ROAD / CHRONO / TRIATHLON	ROAD / TRIATHLON / GPM	XC / XM / MARATHON / X-TERRA / TRAIL / ENDURO (Tubless ready) / XC / XM / MARATHON / X-TERRA (Tubular)	
<b>GPM C47 CARBON Copertoncino</b> 8	<b>SHADOW disc</b> 19	<b>T29ER 29" carbon</b> 30	<b>EQUIPE ROCCIA 27,5" 28" 29"</b> 41
ROAD / CHRONO / CYCLOCROSS / TRIATHLON / GPM	ROAD / CYCLOCROSS / TRIATHLON / GPM / GRAVEL	XC / XM / MARATHON / X-TERRA / TRAIL / ENDURO (Tubless ready) / XC / XM / MARATHON / X-TERRA (Tubular)	
<b>CARBON H40 LIGHT Tubolare</b> 9	<b>TECNO 020</b> 20	<b>MAG 40 PLUS 27" 29"</b> 31	<b>T2-24L 28" 29" Trekking/MTB</b> 42
ROAD / CHRONO / CYCLOCROSS / TRIATHLON / GPM	ROAD	XC / XM / MARATHON / X-TERRA / TRAIL / ENDURO / FREESTYLE / DOWNHILL	
<b>CARBON H40 SPEED Alucarbon</b> 10	<b>TECNO 324 SHIMANO</b> 21	<b>MAG 28 PLUS 27" 29"</b> 32	<b>T2-24L 26" MTB</b> 43
ROAD / CHRONO / CYCLOCROSS / TRIATHLON / GPM	ROAD	XC / XM / MARATHON / X-TERRA / TRAIL / ENDURO / FREESTYLE / DOWNHILL	
<b>EQUIPE H40</b> 11	<b>PISTA H60</b> 22	<b>MAGMA ULTRALIGHT 27,5" 29"</b> 33	<b>CERCHI / RIMS</b> 44
ROAD / CHRONO / CYCLOCROSS / TRIATHLON / GPM	TRACK	XC / XM / MARATHON / X-TERRA / TRAIL / ENDURO (Tubless ready)	
<b>GPM C32 CARBON</b> 12	<b>PISTA K28</b> 23	<b>MAG 37 SLE 27" 29"</b> 34	<b>MOZZI / HUBS</b> 48
ROAD / CHRONO / CYCLOCROSS / TRIATHLON / GPM / GRAVEL	TRACK	XC / XM / MARATHON / E-MTB / TRAIL / ENDURO / FREESTYLE / DOWNHILL (27,5") / XC / XM / MARATHON / E-MTB	
<b>CARBON H25 Light Tubolare</b> 13	<b>PISTA 030</b> 24	<b>N38 SLE 27" 29" E-Bike</b> 35	<b>ACCESSORI / ACCESSORIES</b> 50
ROAD / CHRONO / CYCLOCROSS / TRIATHLON / GPM	TRACK	MTB PLUS / E-MTB / TRAIL / ENDURO / FREESTYLE / DOWNHILL (27,5") / MTB / E-MTB (29")	

# MANTA Tubolare

ROAD / CHRONO / TRIATHLON  
PISTA / TRACK



## PROFILE



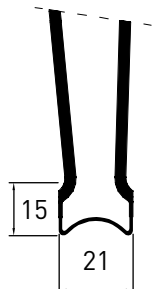
CERCHIO RIM	ETRT0	O.L.D.	VERSIONI VERSIONS	RAGGI SPOKES	NIPPLES	MOZZI HUB	TIPO DI CHIUSURA FIXE TYPE	PESO WEIGHT
Tubolare Carbonio strutturale H700/L22	28" 700C /632 21 din	100/130	Sh.10/11 - Campa 9-10-11 CRONO	-	-	Cuscinetti	Q.R. CRONO	Post. 1225gr. (+/- 7% senza bloccaggi) CRONO
		100/120	Pista Pista PISTA	-	-		Dado PISTA	Post. 1210gr. (+/- 7%) PISTA
Tubular Structural carbon fibre H700/L22	28" 700C /632 21 din	100/130	Sh.10/11 - Campa 9-10-11 CRONO	-	-	Seal Bearings	Q.R. CRONO	Rear. 1225gr. (+/- 7% without quick release) CRONO
		100/120	Track-Track PISTA	-	-		Nut PISTA	Rear. 1210gr. (+/- 7%) PISTA

# MANTA AERO Tubolare

ROAD / CHRONO / TRIATHLON  
PISTA / TRACK



## PROFILE



CERCHIO RIM	ETRT0	O.L.D.	VERSIONI VERSIONS	RAGGI SPOKES	NIPPLES	MOZZI HUB	TIPO DI CHIUSURA FIXE TYPE	PESO WEIGHT
Tubolare Carbonio strutturale H700/L22	28" 700C /632 21 din	100/130	Sh.10/11 - Campa 9-10-11 CRONO	-	-	Cuscinetti	Q.R. CRONO	Post. 1140gr. (+/- 7% senza bloccaggi) CRONO
		100/120	Pista Pista PISTA	-	-		Dado PISTA	Post. 1125gr. (+/- 7%) PISTA
Tubular Structural carbon fibre H700/L22	28" 700C /632 21 din	100/130	Sh.10/11 - Campa 9-10-11 CRONO	-	-	Seal Bearings	Q.R. CRONO	Rear. 1140gr. (+/- 7% without quick release) CRONO
		100/120	Track-Track PISTA	-	-		Nut PISTA	Rear. 1125gr. (+/- 7%) PISTA



# CARBON H60 Tubolare

ROAD / CHRONO / TRIATHLON

## CERTIFICATIONS

Autorizzato U.C.I. - Authorized from U.C.I.  
 Certificato a norme UNI.CE.EN 14781  
 Certified to norm UNI.CE.EN 14781

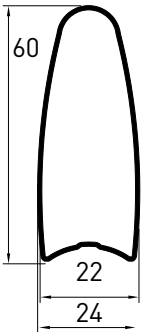


## OPTIONAL

Ant./Front:  
 QR- Perno/Axel 15mm  
 (DISC)



## PROFILE



CERCHIO RIM	ETRT0	O.L.D.	VERSIONI VERSIONS	RAGGI SPOKES	NIPPLES	MOZZI HUB	TIPO DI CHIUSURA FIXE TYPE	PESO WEIGHT
Tubolare Carbonio strutturale H60/L24	28" 700C/632 22 din	100/130 V-BRAKE	Sh.10/11 Campa 9-10-11	20/20 Cx-Ray Inox - 2/1,5/2 aero V-BRAKE	Alu ABS SelfBlocking	Light Cuscinetti - Testa dritta V-BRAKE	Q.R. V-BRAKE	Ant. 631gr. - Post. 800gr. Tot. 1385gr. (+/- 7% senza bloccaggi) V-BRAKE
		100/142 DISC		24/24 Laser 2/1,5/2 DISC				Light Cuscinetti DISC
Tubular Structural carbon fibre H60/L24	28" 700C/632 22 din	100/130 V-BRAKE	Sh.10/11 Campa 9-10-11	20/20 Cx-Ray Inox - 2/1,5/2 aero V-BRAKE	Alu ABS SelfBlocking	Light Seal Bearings -straight pull	Q.R. V-BRAKE	Front. 631gr. - Rear. 800gr. Tot. 1385gr. (+/- 7% without quick release) V-BRAKE
		100/142 DISC		24/24 Laser 2/1,5/2 DISC				Light Seal Bearings

# CARBON H 60 SPEED Alucarbon

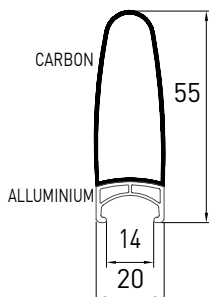
ROAD / CHRONO / CYCLOCROSS / TRIATHLON

## CERTIFICATIONS

Autorizzato U.C.I. - Authorized from U.C.I.  
 Certificato a norme UNI.CE.EN 14781  
 Certified to norm UNI.CE.EN 14781  
 Certificato T.Ü.V. n°MEC02060  
 T.Ü.V. certified n°MEC02060



## PROFILE



CERCHIO RIM	ETRTO	O.L.D.	VERSIONI VERSIONS	RAGGI SPOKES	NIPPLES	MOZZI HUB	TIPO DI CHIUSURA FIXE TYPE	PESO WEIGHT
Copertoncino Alluminio 6082 e carbonio strutturale H55/L20	28" 700C/622 14 din	100/130 V-BRAKE	Sh.10/11 Campa 9-10-11	20/20 Cx-Ray Inox - 2/1,5/2 aero	Alu ABS SelfBlocking	Light Cuscinetti	Q.R.	Ant. 757gr. - Post. 928gr. Tot. 1685gr. (+/- 7% senza bloccaggi)
Clincher Structural carbon fibre and alloy 6082 H55/L20	28" 700C/622 14 din	100/130 V-BRAKE	Sh.10/11 Campa 9-10-11	20/20 Cx-Ray Inox - 2/1,5/2 aero	Alu ABS SelfBlocking	Light Seal Bearings	Q.R.	Front. 757gr. - Rear. 928gr. Tot. 1685gr. (+/- 7% without quick release)

# EQUIPE H5.5

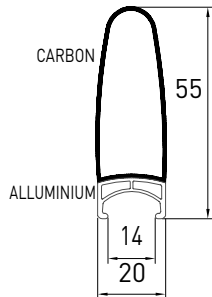
ROAD / CHRONO / TRIATHLON

## CERTIFICATIONS

Autorizzato U.C.I. - Authorized from U.C.I.  
 Certificato a norme UNI.CE.EN 14781  
 Certified to norm UNI.CE.EN 14781  
 Certificato T.Ü.V. n°MEC02060  
 T.Ü.V. certified n°MEC02060



## PROFILE



CERCHIO RIM	ETRT0	O.L.D.	VERSIONI VERSIONS	RAGGI SPOKES	NIPPLES	MOZZI HUB	TIPO DI CHIUSURA FIXE TYPE	PESO WEIGHT
Copertoncino Alluminio 6082 e carbonio strutturale H55/L20	28" 700C/622 14 din	100/130 V-BRAKE	Sh.10/11 Campa 9-10-11	20/20 Leader 2mm	Ottone ABS SelfBlocking	Cuscinetti	Q.R.	Ant. 895gr. - Post. 1095gr. Tot. 1990gr. (+/- 7% senza bloccaggi)
Clincher Structural carbon fibre and alloy 6082 H55/L20	28" 700C/622 14 din	100/130 V-BRAKE	Sh.10/11 Campa 9-10-11	20/20 Leader 2mm	Brass ABS SelfBlocking	Seal Bearings	Q.R.	Front. 895gr. - Rear. 1095gr. Tot. 1990gr. (+/- 7% without quick release)

# GPM C47 CARBON Copertoncino

ROAD / CHRONO / CYCLOCROSS / TRIATHLON / GPM

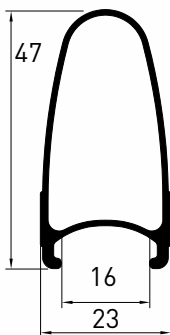


## OPTIONAL

Ant./Front:  
QR- Perno/Axel 15mm  
(DISC)



## PROFILE



CERCHIO RIM	ETRT0	O.L.D.	VERSIONI VERSIONS	RAGGI SPOKES	NIPPLES	MOZZI HUB	TIPO DI CHIUSURA FIXE TYPE	PESO WEIGHT
Copertoncino Carbonio strutturale H47/L23	28" 700C/622 16 din	100/130 V-BRAKE	Sh.10/11	20/20 Cx-Ray Inox - 2/1,5/2 aero V-BRAKE	Alu ABS SelfBlocking	Light Cuscinetti - Testa dritta V-BRAKE	Q.R. V-BRAKE	Ant. 856gr. - Post. 758gr. Tot. 1614gr. (+/- 7% senza bloccaggi) V-BRAKE
		100/142 DISC	Campa 9-10-11	24/24 Laser 2/1,5/2 DISC				Light Cuscinetti DISC
Clincher Structural carbon fibre H47/L23	28" 700C/622 16 din	100/130 V-BRAKE	Sh.10/11	20/20 Cx-Ray Inox - 2/1,5/2 aero V-BRAKE	Alu ABS SelfBlocking	Light Seal Bearings -straight pull	Q.R. V-BRAKE	Front. 856gr. - Rear. 758gr. Tot. 1614gr. (+/- 7% without quick release) V-BRAKE
		100/142 DISC	Campa 9-10-11	24/24 Laser 2/1,5/2 DISC				Light Seal Bearings



# CARBON H40 LIGHT Tubolare

ROAD / CHRONO / CYCLOCROSS / TRIATHLON / GPM


## CERTIFICATIONS

Autorizzato U.C.I. - Authorized from U.C.I.  
 Certificato a norme UNI.CE.EN 14781  
 Certified to norm UNI.CE.EN 14781

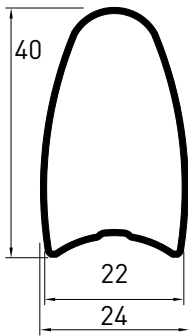


## OPTIONAL

Ant./Front:  
 QR- Perno/Axel 15mm  
 (DISC)



## PROFILE



CERCHIO RIM	ETRTO	O.L.D.	VERSIONI VERSIONS	RAGGI SPOKES	NIPPLES	MOZZI HUB	TIPO DI CHIUSURA FIXE TYPE	PESO WEIGHT
Tubolare Carbonio strutturale H40/L24	28" 700C/632 22 din	100/130 V-BRAKE	Sh.10/11	20/20 Cx-Ray Inox - 2/1,5/2 aero V-BRAKE	Alu ABS SelfBlocking	Light Cuscinetti - Testa dritta V-BRAKE	Q.R. V-BRAKE	Ant. 557gr. - Post. 637gr. Tot. 1194gr. (+/- 7% senza bloccaggi) V-BRAKE
		100/142 DISC	Campa 9-10-11	24/24 Laser 2/1,5/2 DISC				Light Cuscinetti DISC
Tubular Structural carbon fibre H40/L24	28" 700C/632 22 din	100/130 V-BRAKE	Sh.10/11	20/20 Cx-Ray Inox - 2/1,5/2 aero V-BRAKE	Alu ABS SelfBlocking	Light Seal Bearings -straight pull	Q.R. V-BRAKE	Front. 557gr. - Rear. 637gr. Tot. 1194gr. (+/- 7% without quick release) V-BRAKE
		100/142 DISC	Campa 9-10-11	24/24 Laser 2/1,5/2 DISC				Light Seal Bearings

# CARBON H40 SPEED Alucarbon


ROAD / CHRONO / CYCLOCROSS / TRIATHLON / GPM

## CERTIFICATIONS

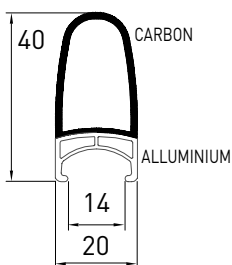
Autorizzato U.C.I. - Authorized from U.C.I.

Certificato a norme UNI.CE.EN 14781

Certified to norm UNI.CE.EN 14781



## PROFILE



CERCHIO RIM	ETRT0	O.L.D.	VERSIONI VERSIONS	RAGGI SPOKES	NIPPLES	MOZZI HUB	TIPO DI CHIUSURA FIXE TYPE	PESO WEIGHT
Copertoncino Alluminio 6082 e carbonio strutturale H40/L20	28" 700C/622 14 din	100/130 V-BRAKE	Sh.10/11 Campa 9-10-11	20/20 Cx-Ray	Alu ABS SelfBlocking	Light Cuscinetti	Q.R.	Ant. 704gr. - Post. 873gr. Tot. 1577gr. (+/- 7% senza bloccaggi)
Clincher Structural carbon fibre and alloy 6082 H40/L20	28" 700C/622 14 din	100/130 V-BRAKE	Sh.10/11 Campa 9-10-11	20/20 Cx-Ray	Alu ABS SelfBlocking	Light Seal Bearings	Q.R.	Front. 704gr. - Rear. 873gr. Tot. 1577gr. (+/- 7% without quick release)

# EQUIPE H40

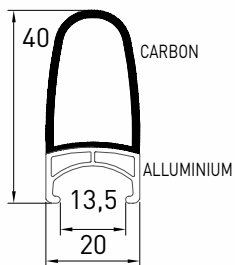
ROAD / CHRONO / CYCLOCROSS / TRIATHLON / GPM

## CERTIFICATIONS

Autorizzato U.C.I. - Authorized from U.C.I.  
 Certificato a norme UNI.CE.EN 14781  
 Certified to norm UNI.CE.EN 14781



## PROFILE



CERCHIO RIM	ETRT0	O.L.D.	VERSIONI VERSIONS	RAGGI SPOKES	NIPPLES	MOZZI HUB	TIPO DI CHIUSURA FIXE TYPE	PESO WEIGHT
Copertoncino Alluminio 6082 e carbonio strutturale H40/L20	28" 700C/622 14 din	100/130 V-BRAKE	Sh.10/11 Campa 9-10-11	20/20 Leader 2mm	Ottone ABS SelfBlocking	Cuscinetti	Q.R.	Ant. 893gr. - Post. 1075gr. Tot. 1968gr. (+/- 7% senza bloccaggi)
Clincher Structural carbon fibre and alloy 6082 H40/L20	28" 700C/622 14 din	100/130 V-BRAKE	Sh.10/11 Campa 9-10-11	20/20 Leader 2mm	Brass ABS SelfBlocking	Seal Bearings	Q.R.	Front. 893gr. - Rear. 1075gr. Tot. 1968gr. (+/- 7% without quick release)

# GPM C32 CARBON

ROAD / CHRONO / CYCLOCROSS / TRIATHLON / GPM / GRAVEL

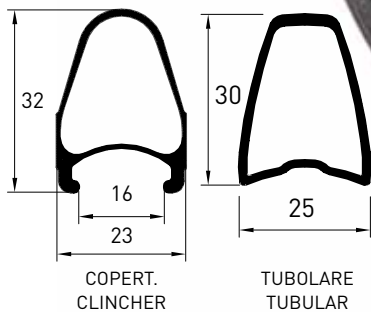


## OPTIONAL

Ant./Front:  
QR- Perno/Axel 15mm  
(DISC)



## PROFILE



CERCHIO RIM	ETRT0	O.L.D.	VERSIONI VERSIONS	RAGGI SPOKES	NIPPLES	MOZZI HUB	TIPO DI CHIUSURA FIXE TYPE	PESO WEIGHT
Copertoncino Carbonio strutturale H32/L23	28" 700C/622 16 din	100/130 V-BRAKE	Sh.10/11	20/20 Cx-Ray Inox - 2/1,5/2 aero V-BRAKE	Alu ABS SelfBlocking	Light Cuscinetti - Testa dritta V-BRAKE	Q.R. V-BRAKE	Ant. 692,5gr. - Post. 774,7gr. Tot. 1514gr. (+/- 7% senza bloccaggi) V-BRAKE
		100/142 DISC	Campa 9-10-11	24/24 Laser 2/1,5/2 DISC				Light Cuscinetti DISC
Clincher Structural carbon fibre H32/L23	28" 700C/622 16 din	100/130 V-BRAKE	Sh.10/11	20/20 Cx-Ray Inox - 2/1,5/2 aero V-BRAKE	Alu ABS SelfBlocking	Light Seal Bearings -straight pull	Q.R. V-BRAKE	Front. 692,5gr. - Rear. 774,7gr. Tot. 1514gr. (+/- 7% without quick release) V-BRAKE
		100/142 DISC	Campa 9-10-11	24/24 Laser 2/1,5/2 DISC				Light Seal Bearings



# CARBON H25 Light Tubolare

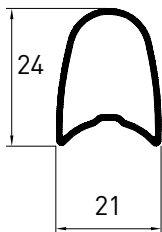
ROAD / CHRONO / CYCLOCROSS / TRIATHLON / GPM

## CERTIFICATIONS

RISPETTA NORME UCI - UNDER UCI RULE



## PROFILE



CERCHIO RIM	ETRT0	O.L.D.	VERSIONI VERSIONS	RAGGI SPOKES	NIPPLES	MOZZI HUB	TIPO DI CHIUSURA FIXE TYPE	PESO WEIGHT
Tubolare Carbonio strutturale H24/L21	28" 700C/632 20 din	100/130 V-BRAKE	Sh.10/11 Campa 9-10-11	20/24 Cx-Ray	Alu ABS SelfBlocking	Light Cuscinetti	Q.R.	Ant. 535gr. - Post. 636gr. Tot. 1170gr. (+/- 7% senza bloccaggi)
Tubular Structural carbon fibre H24/L21	28" 700C/632 20 din	100/130 V-BRAKE	Sh.10/11 Campa 9-10-11	20/24 Cx-Ray	Alu ABS SelfBlocking	Light Seal Bearings	Q.R.	Front. 535gr. - Rear. 636gr. Tot. 1170gr. (+/- 7% without quick release)

# TECNO 1.55 Ultralight Hard Anodize

ROAD / CHRONO / CYCLOCROSS / TRIATHLON / GPM / GRAVEL

## CERTIFICATIONS

Authorized from U.C.I.

Certified to norm UNI.CE.EN 14781

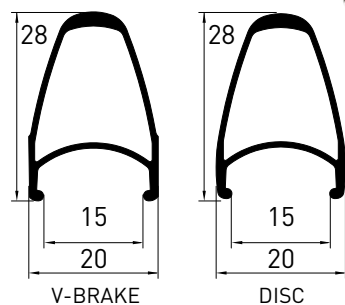


## OPTIONAL

Ant./Front:  
QR- Perno/Axel 15mm  
(DISC)



## PROFILE



CERCHIO RIM	ETRTO	O.L.D.	VERSIONI VERSIONS	RAGGI SPOKES	NIPPLES	MOZZI HUB	TIPO DI CHIUSURA FIXE TYPE	PESO WEIGHT
Copertoncino Alluminio 6082 T6 saldato a tig, anodizzazione dura H28/L20	28" 700C/622 15 din	100/130 V-BRAKE	Sh.10/11	20/20 Cx-Ray V-BRAKE	Alu ABS SelfBlocking	Light Cuscinetti	Q.R. V-BRAKE	Ant. 652gr. - Post. 809gr. Tot. 1461gr. (+/- 5% senza bloccaggi) V-BRAKE
		100/142 DISC	Campa 9-10-11	24/24 Laser 2/1,5/2 DISC				Ant. 763gr. - Post. 930gr. Tot. 1693gr. (+/- 5% senza bloccaggi) DISC
Clincher Alloy 6082T6 Tig Welded with hard anodize oxidation H28/L20	28" 700C/622 15 din	100/130 V-BRAKE	Sh.10/11	20/20 Cx-Ray V-BRAKE	Alu ABS SelfBlocking	Light Seal Bearings	Q.R. V-BRAKE	Front. 652gr. - Rear. 809gr. Tot. 1461gr. (+/- 5% without quick release) V-BRAKE
		100/142 DISC	Campa 9-10-11	24/24 Laser 2/1,5/2 DISC				Front. 763gr. - Rear. 930gr. Tot. 1693gr. (+/- 5% without quick release) V-BRAKE

# KRONO Ultralight Hard Anodize

ROAD / CHRONO / CYCLOCROSS / TRIATHLON / GPM

## CERTIFICATIONS

Autorizzato U.C.I. - Authorized from U.C.I.

Certificato a norme UNI.CE.EN 14781

Certified to norm UNI.CE.EN 14781

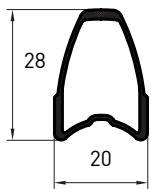


## OPTIONAL

Ant./Front:  
QR- Perno/Axel 15mm  
(DISC)



## PROFILE



CERCHIO RIM	ETRTO	O.L.D.	VERSIONI VERSIONS	RAGGI SPOKES	NIPPLES	MOZZI HUB	TIPO DI CHIUSURA FIXE TYPE	PESO WEIGHT
Tubolare Alluminio 6082 T6 saldato a tig, anodizzazione dura H28/L20	28" 700C//632 20 din	100/130 V-BRAKE	Sh.10/11	20/20 Cx-Ray V-BRAKE	Alu ABS SelfBlocking	Light Cuscinetti	Q.R. V-BRAKE	Ant. 620gr. - Rear. 800gr. Tot. 1420gr. (+/- 5% senza bloccaggi) V-BRAKE
		100/142 DISC	Campa 9-10-11	24/24 Laser 2/1,5/2 DISC				Ant. 731gr. - Post. 921gr. Tot. 1652gr. (+/- 5% senza bloccaggi) DISC
Tubular Alloy 6082T6 Tig Welded with hard anodize oxidation H28/L20	28" 700C//632 20 din	100/130 V-BRAKE	Sh.10/11	20/20 Cx-Ray V-BRAKE	Alu ABS SelfBlocking	Light Seal Bearings	Q.R. V-BRAKE	Front. 620gr. - Rear. 800gr. Tot. 1420gr. (+/- 5% without quick release) V-BRAKE
		100/142 DISC	Campa 9-10-11	24/24 Laser 2/1,5/2 DISC				Front. 731gr. - Rear. 921gr. Tot. 1652gr. (+/- 5% without quick release) V-BRAKE

# TECNO 716 Light Hard Anodize

ROAD / CHRONO / TRIATHLON

## CERTIFICATIONS

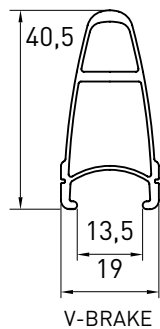
Autorizzato U.C.I. - Authorized from U.C.I.

Certificato a norme UNI.CE.EN 14781

Certified to norm UNI.CE.EN 14781



## PROFILE



CERCHIO RIM	ETRT0	O.L.D.	VERSIONI VERSIONS	RAGGI SPOKES	NIPPLES	MOZZI HUB	TIPO DI CHIUSURA FIXE TYPE	PESO WEIGHT
Copertoncino Alluminio 6082 T6 saldato a tig, anodizzazione dura H40/L19	28" 700C/622 14 din	100/130 V-BRAKE	Sh.10/11 Campa 9-10-11	20/20 Cx-Ray V-BRAKE	Alu ABS SelfBlocking	Light Cuscinetti	Q.R. V-BRAKE	Ant. 795gr. - Post. 955gr. Tot. 1750gr. (+/- 5% senza bloccaggi)
Clincher Alloy 6082T6 Tig Welded with hard anodize oxidation H40/L19	28" 700C/622 14 din	100/130 V-BRAKE	Sh.10/11 Campa 9-10-11	20/20 Cx-Ray V-BRAKE	Alu ABS SelfBlocking	Light Seal Bearings	Q.R. V-BRAKE	Front. 795gr. - Rear. 955gr. Tot. 1750gr. (+/- 5% without quick release)



# EQUIPE 716

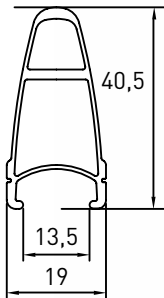
ROAD / CHRONO / TRIATHLON

## CERTIFICATIONS

Autorizzato U.C.I. - Authorized from U.C.I.  
 Certificato a norme UNI.CE.EN 14781  
 Certified to norm UNI.CE.EN 14781



## PROFILE



CERCHIO RIM	ETRT0	O.L.D.	VERSIONI VERSIONS	RAGGI SPOKES	NIPPLES	MOZZI HUB	TIPO DI CHIUSURA FIXE TYPE	PESO WEIGHT
Copertoncino Alluminio 6082 T6 H40/L19	28" 700C/622 14 din	100/130 V-BRAKE	Sh.10/11 Campa 9-10-11	16/20 CX 2mm Aero	Ottone ABS SelfBlocking	Cuscinetti	Q.R.	Ant. 940gr. - Post. 1158gr. Tot. 2049gr. (+/- 5% senza bloccaggi)
Clincher Alloy 6082T6 H40/L19	28" 700C/622 14 din	100/130 V-BRAKE	Sh.10/11 Campa 9-10-11	16/20 CX 2mm Aero	Brass ABS SelfBlocking	Seal Bearings	Q.R.	Front. 940gr. - Rear. 1158gr. Tot. 2049gr. (+/- 5% without quick release)

# EQUIPE 155

ROAD / TRIATHLON / GPM

## CERTIFICATIONS

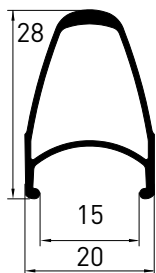
Autorizzato U.C.I. - Authorized from U.C.I.

Certificato a norme UNI.CE.EN 14781

Certified to norm UNI.CE.EN 14781



## PROFILE



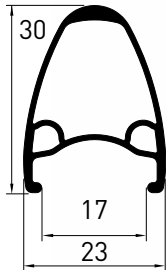
CERCHIO RIM	ETRT0	O.L.D.	VERSIONI VERSIONS	RAGGI SPOKES	NIPPLES	MOZZI HUB	TIPO DI CHIUSURA FIXE TYPE	PESO WEIGHT
Copertoncino Alluminio 6082 T6 H28/L22	28" 700C/622 15 din	100/130 V-BRAKE	Sh.10/11 Campa 9-10-11	20/20 Leader 2mm	Ottone ABS SelfBlocking	Cuscinetti	Q.R.	Ant. 744gr. - Post. 921gr. Tot. 1665gr. (+/- 5% senza bloccaggi)
Clincher Alloy 6082T6 H28/L22	28" 700C/622 15 din	100/130 V-BRAKE	Sh.10/11 Campa 9-10-11	20/20 Leader 2mm	Brass ABS SelfBlocking	Seal Bearings	Q.R.	Front. 744gr. - Rear. 921gr. Tot. 1665gr. (+/- 5% without quick release)

# SHADOW disc

ROAD / TRIATHLON / CYCLOCROSS / GPM / GRAVEL



## PROFILE



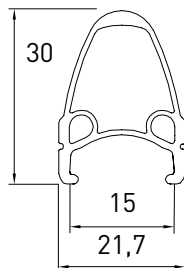
CERCHIO RIM	ETRTO	O.L.D.	VERSIONI VERSIONS	RAGGI SPOKES	NIPPLES	MOZZI HUB	TIPO DI CHIUSURA FIXE TYPE	PESO WEIGHT
Copertoncino Alluminio 6063 T6 H30/L24	28" 700C/622 15 din	100/142 DISC	Sh.10/11 Campa 9-10-11	24/24 Leader 2mm	Ottone ABS SelfBlocking	Cuscinetti	Perno Passante 12mm	Ant. 866gr. - Post. 1003gr. Tot. 1869gr. (+/- 5% senza bloccaggi)
Clincher Alloy 6063T6 H30/L24	28" 700C/622 15 din	100/142 DISC	Sh.10/11 Campa 9-10-11	24/24 Leader 2mm	Brass ABS SelfBlocking	Seal Bearings	Thru axle 12mm	Front. 866gr. - Rear. 1003gr. Tot. 1869gr. (+/- 5% without quick release)

# TECNO 020

ROAD



## PROFILE



CERCHIO RIM	ETRTO	O.L.D.	VERSIONI VERSIONS	RAGGI SPOKES	NIPPLES	MOZZI HUB	TIPO DI CHIUSURA FIXE TYPE	PESO WEIGHT
Copertoncino Alluminio 6063 T6 H30/L22	28" 700C/622 15 din	100/130 V-BRAKE	Sh.10/11 Campa 9-10-11	16/20 Leader 2mm	Ottone ABS SelfBlocking	Cuscinetti	Q.R.	Ant. 866gr. - Post. 1003gr. Tot. 1869gr. (+/- 5% senza bloccaggi)
Clincher Alloy 6063T6 H30/L22	28" 700C/622 15 din	100/130 V-BRAKE	Sh.10/11 Campa 9-10-11	16/20 Leader 2mm	Brass ABS SelfBlocking	Seal Bearings	Q.R.	Front. 866gr. - Rear. 1003gr. Tot. 1869gr. (+/- 5% without quick release)

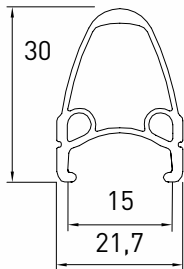


# TECNO 324 SHIMANO

ROAD



## PROFILE



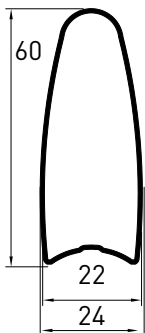
CERCHIO RIM	ETRTO	O.L.D.	VERSIONI VERSIONS	RAGGI SPOKES	NIPPLES	MOZZI HUB	TIPO DI CHIUSURA FIXE TYPE	PESO WEIGHT
Copertoncino Alluminio 6063 T6 H30/L22	28" 700C/622 15 din	100/130 V-BRAKE	Sh.10/11	20/20 Leader 2mm	Ottone ABS SelfBlocking	Cuscinetti	Q.R.	Ant. 826,5gr. - Post. 1188gr. Tot. 2015gr. (+/- 5% senza bloccaggi)
Clincher Alloy 6063T6 H30/L22	28" 700C/622 15 din	100/130 V-BRAKE	Sh.10/11	20/20 Leader 2mm	Brass ABS SelfBlocking	Seal Bearings	Q.R.	Front. 826,5gr. - Rear. 1188gr. Tot. 2015gr. (+/- 5% without quick release)

# PISTA H60

TRACK



## PROFILE



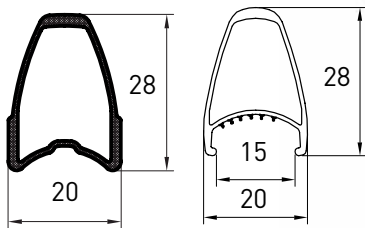
CERCHIO RIM	ETRT0	O.L.D.	VERSIONI VERSIONS	RAGGI SPOKES	NIPPLES	MOZZI HUB	TIPO DI CHIUSURA FIXE TYPE	PESO WEIGHT
Tubolare Carbonio strutturale H60/L24	28" 700C /632 22 din	100/120	Pista-Pista	20/20 CX 2mm Aero	Ottone ABS SelfBlocking	Cuscinetti	Dado	Ant. 862gr. - Post. 912gr. Tot. 1774gr. (+/- 7%)
Tubular Structural carbon fibre H60/L24	28" 700C /632 22 din	100/120	Track-Track	20/20 CX 2mm Aero	Brass ABS SelfBlocking	Seal Bearings	Nut	Front. 862gr. - Rear. 912gr. Tot. 1774gr. (+/- 7%)

# PISTA K28

TRACK



## PROFILE



CERCHIO RIM	ETRTO	O.L.D.	VERSIONI VERSIONS	RAGGI SPOKES	NIPPLES	MOZZI HUB	TIPO DI CHIUSURA FIXE TYPE	PESO WEIGHT
Tubolare Alluminio 6082 T6 Saldato Tig H28/L20	28" 700C /632 20 din	100/120	Pista-Pista	Tubolare 20/20 CX 2mm Aero	Ottone ABS SelfBlocking	Cuscinetti	Dado	Ant. 913gr. - Post. 972gr. Tot. 1885gr. (+/- 5%)
Copertoncino Alluminio 6082 T6 Saldato Tig H28/L20	28" 700C/622 15 din			Copertoncino 28/22 CX 2mm Aero				
Tubular Alloy 6082T6 Tig Welded H28/L20	28" 700C /632 20 din	100/120	Track-Track	Tubular 20/20 CX 2mm Aero	Brass ABS SelfBlocking	Seal Bearings	Nut	Front. 913gr. - Rear. 972gr. Tot. 1885gr. (+/- 5%)
Clincher Alloy 6082T6 Tig Welded H28/L20	28" 700C/622 15 din			Clincher 28/22 CX 2mm Aero				

# PISTA 030

## TRACK

Altri modelli sono disponibili nel sito web / Other model are available on the web site: [www.gipiemme.com](http://www.gipiemme.com)

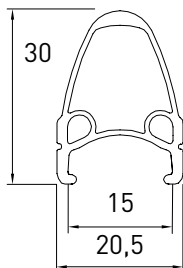
## COLORI / COLORS

### OPTIONAL V-BRAKE

- Nero/Black
- Verde/Green
- Bianco/White
- Silver satinato/Satin silver
- Blu/Blue
- Silver Brill
- Rosso/Red
- Arancio/Orange



## PROFILE



CERCHIO RIM	ETRT0	O.L.D.	VERSIONI VERSIONS	RAGGI SPOKES	NIPPLES	MOZZI HUB	TIPO DI CHIUSURA FIXE TYPE	PESO WEIGHT
Copertoncino Alluminio 6063 T6 H30/L21	28" 700C/622 15 din	100/120	Pista-Pista	32/32 Leader 2mm	Ottone	Cuscinetti	Dado	Ant. 1048gr. - Post. 1100gr. Tot. 2148gr. (+/- 5%)
Clincher Alloy 6063T6 H30/L21	28" 700C/622 15 din	100/120	Track-Track	32/32 Leader 2mm	Brass	Seal Bearings	Nut	Front. 1048gr. - Rear. 1100gr. Tot. 2148gr. (+/- 5%)



# PISTA A40 Fixed / A40V-BRAKE

ROAD / BIKE POLO

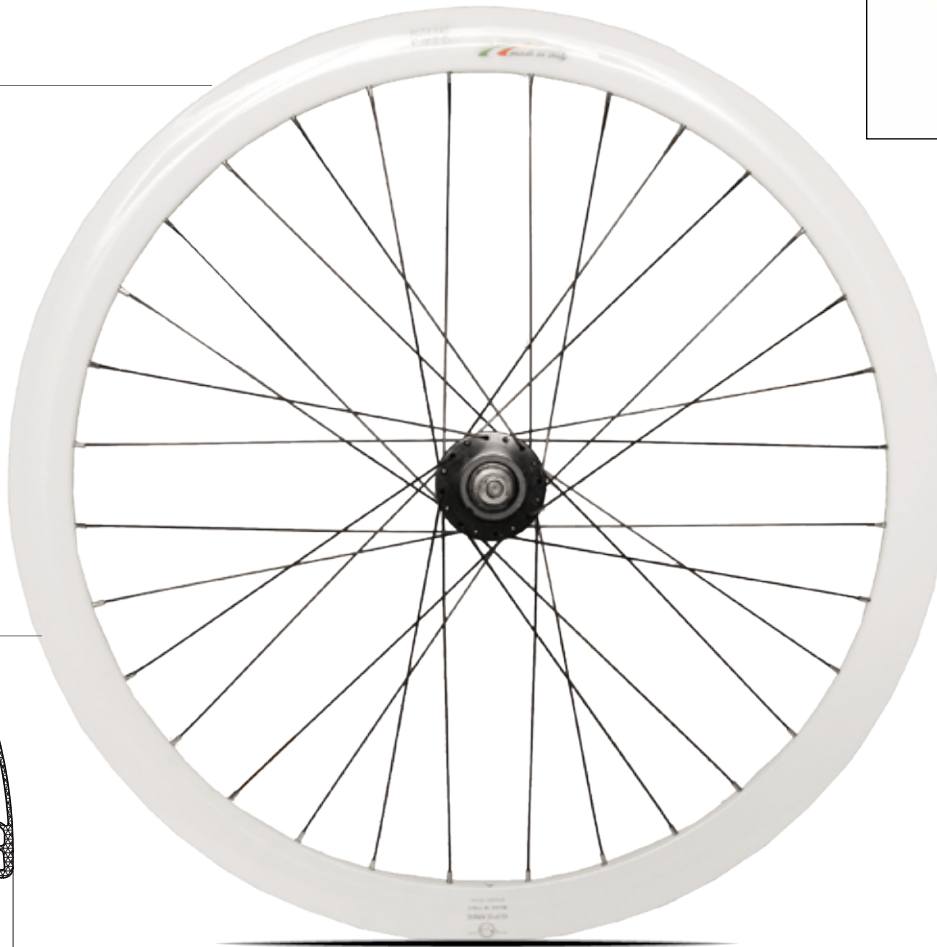
Altri modelli sono disponibili nel sito web / Other model are available on the web site: [www.gipiemme.com](http://www.gipiemme.com)

## COLORI / COLORS

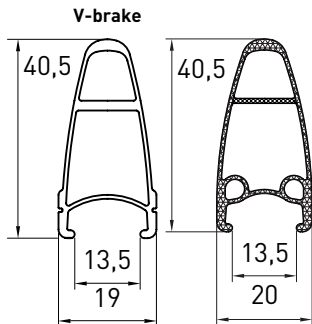
### OPTIONAL V-BRAKE

- Nero/Black
- Verde/Green
- Bianco/White
- Silver satinato/Satin silver
- Blu/Blue
- Silver Brill
- Rosso/Red
- Arancio/Orange

OPTIONAL  
POLISH / ANOD.



## PROFILE



CERCHIO RIM	ETRTO	O.L.D.	VERSIONI VERSIONS	RAGGI SPOKES	NIPPLES	MOZZI HUB	TIPO DI CHIUSURA FIXE TYPE	PESO WEIGHT
Copertoncino Alluminio 6082 T6 Saldato Tig H40/L19 V-BRAKE	28" 700C/622 14 din	100/120	Pista-R.L. 1V	36/36 Standard 2mm	Standard	Cuscinetti	Dado	Ant. 1240gr. - Post. 1290gr. Tot. 2530gr. (+/- 5%)
Copertoncino Alluminio 6005 T6 H40/L20 FIXED								
Clincher Alloy 6082T6 Tig Welded H40/L19 V-BRAKE	28" 700C/622 14 din	100/120	Track-FW1s	36/36 Standard 2mm	Standard	Seal Bearings	Nut	Front. 1240gr. - Rear. 1290gr. Tot. 2530gr. (+/- 5%)
Clincher Alloy 6005T6 H40/L20 FIXED								

# PISTA FIXED

ROAD / TRACK / BIKE POLO / FREESTYLE (vers. 030) - ROAD / BIKE POLO (vers. FIXED)

Altri modelli sono disponibili nel sito web / Other model are available on the web site: [www.gipiemme.com](http://www.gipiemme.com)

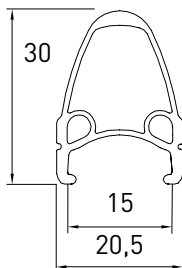
## COLORI / COLORS

### OPTIONAL V-BRAKE

- Nero/Black
- Verde/Green
- Bianco/White
- Silver satinato/Satin silver
- Blu/Blue
- Silver Brill
- Rosso/Red
- Arancio/Orange



## PROFILE



CERCHIO RIM	ETRTO	O.L.D.	VERSIONI VERSIONS	RAGGI SPOKES	NIPPLES	MOZZI HUB	TIPO DI CHIUSURA FIXE TYPE	PESO WEIGHT
Copertoncino Alluminio 6063 T6 H30/L21	28" 700C/622 15 din	100/120 DISC	Pista-R.L. 1V	36/36 Standard 2mm	Standard	Cuscinetti	Dado	Ant. 1098gr. - Post. 1150gr. Tot. 2248gr. (+/- 5%) V-BRAKE
								Ant. 1104gr. - Post. 1156gr. Tot. 2260gr. (+/- 5%) FIXED
Clincher Alloy 6063T6 H30/L21	28" 700C/622 15 din	100/120 DISC	Track-FW1s	36/36 Standard 2mm	Standard	Seal Bearings	Nut	Front. 1098gr. - Rear. 1150gr. Tot. 2248gr. (+/- 5%) V-BRAKE
								Front. 1104gr. - Rear. 1156gr. Tot. 2260gr. (+/- 5%) FIXED

# CARBON G40 27,5"

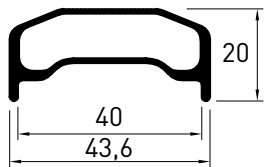
XC / XM / MARATHON / X-TERRA / TRAIL / ENDURO  
FREESTYLE / DOWNHILL

## OPTIONAL

Opzioni con raggi testa curva  
Option with Spokes J bend:  
BOOST/Lefty / Lefty Max



## PROFILE



CERCHIO RIM	ETRTO	O.L.D.	VERSIONI VERSIONS	RAGGI SPOKES	NIPPLES	MOZZI HUB	TIPO DI CHIUSURA FIXE TYPE	PESO WEIGHT
Tubeless ready -Hook less Carbonio strutturale H20/L44	27,5" 650B/584 40 din	100/142 110/148 (Boost) DISC	Sh.10/11 - Sram 8E BIKE -10 - 11(XD)- 12(XD)	28/28 Laser 2/1,5/2	Alu ABS SelfBlocking	Light Cuscinetti - Testa dritta	Perno Passante 15/12mm	Ant. 760gr. - Post. 817gr. Tot. 1598gr. (+/- 7%)
Tubeless ready -Hook less Structural carbon fibre H20/L44	27,5" 650B/584 40 din	100/142 110/148 (Boost) DISC	Sh.10/11 - Sram 8E BIKE -10 - 11(XD)- 12(XD)	28/28 Laser 2/1,5/2	Alu ABS SelfBlocking	Light Seal Bearings -straight pull	Thru axle 15/12mm	Front. 760gr. - Rear. 817gr. Tot. 1598gr. (+/- 7%)

# CARBON G30 27,5" / 29"

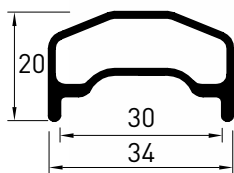
XC / XM / MARATHON / X-TERRA / TRAIL / ENDURO / FREESTYLE / DOWNHILL (27,5")  
XC / XM / MARATHON / X-TERRA (29")

## OPTIONAL

Opzioni con raggi testa curva  
Option with Spokes J bend:  
BOOST/Lefty / Lefty Max



## PROFILE



CERCHIO RIM	ETRTO	O.L.D.	VERSIONI VERSIONS	RAGGI SPOKES	NIPPLES	MOZZI HUB	TIPO DI CHIUSURA FIXE TYPE	PESO WEIGHT
Tubeless ready -Hook less Carbonio strutturale H20/L34	27,5" 650B/584 29" / 622 30 din	100/142 110/148 (Boost) DISC	Sh.10/11 - Sram 8E BIKE -10 - 11(XD)- 12(XD)	28/28 Laser 2/1,5/2	Alu ABS SelfBlocking	Light Cuscinetti - Testa dritta	Perno Passante 15/12mm	27,5" Ant. 716gr. - Post. 772gr. Tot. 1509gr. (+/- 7%) 29" Ant. 778gr. - Post. 834gr. Tot. 1632gr. (+/- 7%)
Tubeless ready -Hook less Structural carbon fibre H20/L34	27,5" 650B/584 29" / 622 30 din	100/142 110/148 (Boost) DISC	Sh.10/11 - Sram 8E BIKE -10 - 11(XD)- 12(XD)	28/28 Laser 2/1,5/2	Alu ABS SelfBlocking	Light Seal Bearings -straight pull	Thru axle 15/12mm	27,5" Front. 716gr. - Rear. 772gr. Tot. 1509gr. (+/- 7%) 29" Front. 778gr. - Rear. 834gr. Tot. 1632gr. (+/- 7%)

# T584 27,5" carbon

XC / XM / MARATHON / X-TERRA / TRAIL / ENDURO (Tubless ready)

XC / XM / MARATHON / X-TERRA (Tubular)

## OPTIONAL

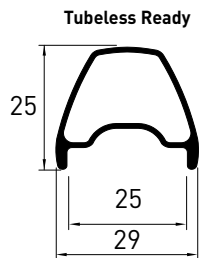
Opzioni con raggi testa curva

Option with Spokes J bend:

BOOST/Lefty / Lefty Max



## PROFILE



CERCHIO RIM	ETRTO	O.L.D.	VERSIONI VERSIONS	RAGGI SPOKES	NIPPLES	MOZZI HUB	TIPO DI CHIUSURA FIXE TYPE	PESO WEIGHT
Tubeless ready -Hook less Carbonio strutturale H25/L29	27,5" 650B/584 25 din	100/142 110/148 (Boost) DISC	Sh.10/11 - Sram 10 - 11(XD)-12(XD)	28/28 Laser 2/1,5/2	Alu ABS SelfBlocking	Light Cuscinetti - Testa dritta	Perno Passante 15/12mm	-
Tubeless ready -Hook less Structural carbon fibre H25/L29	27,5" 650B/584 25 din	100/142 110/148 (Boost) DISC	Sh.10/11 - Sram 10 - 11(XD)-12(XD)	28/28 Laser 2/1,5/2	Alu ABS SelfBlocking	Light Seal Bearings -straight pull	Thru axle 15/12mm	-

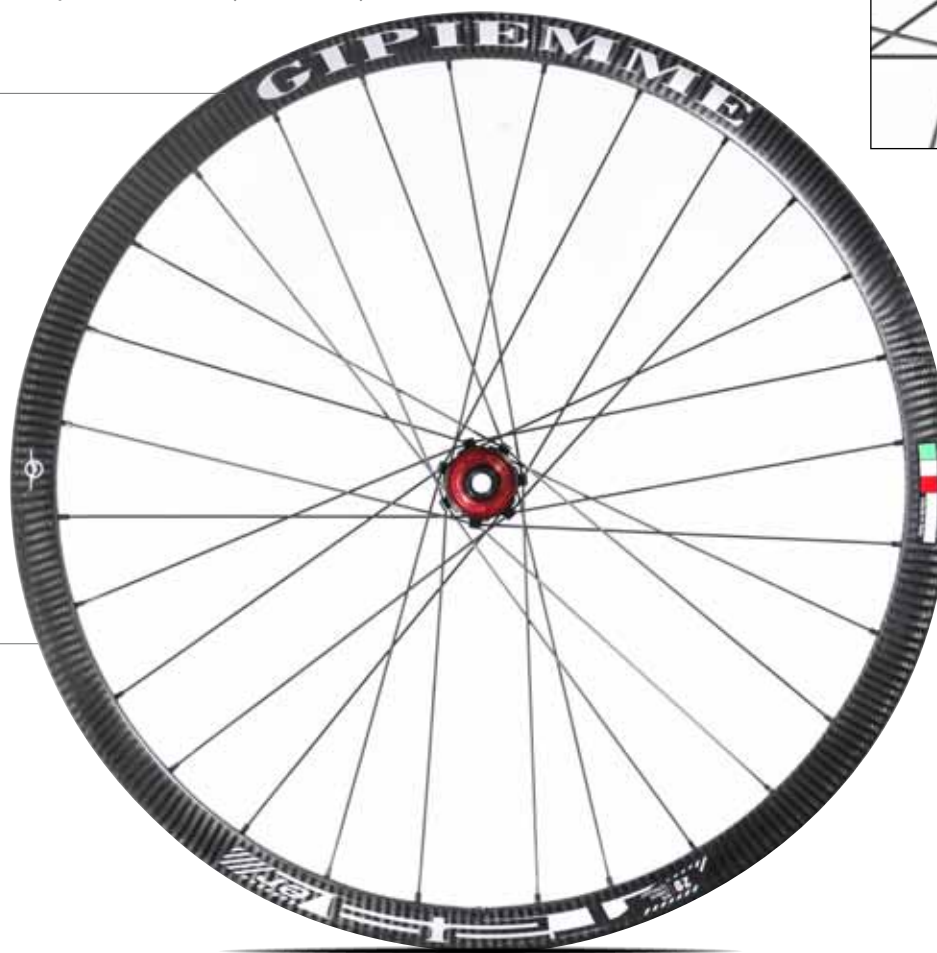


# T29ER 29" carbon

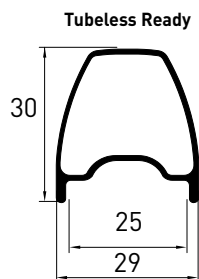
XC / XM / MARATHON / X-TERRA / TRAIL / ENDURO (Tubless ready)  
 XC / XM / MARATHON / X-TERRA (Tubular)

## OPTIONAL

Opzioni con raggi testa curva  
 Option with Spokes J bend:  
 BOOST/Lefty / Lefty Max



## PROFILE



CERCHIO RIM	ETRTO	O.L.D.	VERSIONI VERSIONS	RAGGI SPOKES	NIPPLES	MOZZI HUB	TIPO DI CHIUSURA FIXE TYPE	PESO WEIGHT
Tubeless ready -Hook less Carbonio strutturale H30/L29	29" / 622 25 din	100/142 110/148 (Boost) DISC	Sh.10/11 - Sram 10 - 11(XD)-12(XD)	28/28 Laser 2/1,5/2	Alu ABS SelfBlocking	Light Cuscinetti - Testa dritta	Perno Passante 15/12mm	-
Tubeless ready -Hook less Structural carbon fibre H30/L29	29" / 622 25 din	100/142 110/148 (Boost) DISC	Sh.10/11 - Sram 10 - 11(XD)-12(XD)	28/28 Laser 2/1,5/2	Alu ABS SelfBlocking	Light Seal Bearings -straight pull	Thru axle 15/12mm	-

# MAG 40 PLUS 27" 29"

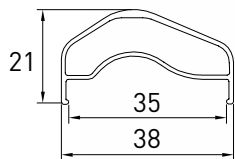
XC / XM / MARATHON / X-TERRA / TRAIL / ENDURO  
FREESTYLE / DOWNHILL

## OPTIONAL

BOOST/Lefty / Lefty Max



## PROFILE



CERCHIO RIM	ETRTO	O.L.D.	VERSIONI VERSIONS	RAGGI SPOKES	NIPPLES	MOZZI HUB	TIPO DI CHIUSURA FIXE TYPE	PESO WEIGHT
Tubeless ready Alluminio 6082 T6 Saldato Tig H21/L38	27,5" 650B/584 29" / 622 35 din	100/142 110/148 (Boost) DISC	Sh.10/11 - Sram 10 - 11(XD)-12(XD)	32/32 Laser 2/1,5/2	Alu ABS SelfBlocking	Light Cuscinetti	Perno Passante 15/12mm	27,5" Ant.884gr. - Post. 920gr. Tot. 1803gr. (+/- 5%) 29" Ant. 924gr. - Post. 960gr. Tot. 1884gr. (+/- 5%)
Tubeless ready Alloy 6082T6 Tig Welded H21/L38	27,5" 650B/584 29" / 622 35 din	100/142 110/148 (Boost) DISC	Sh.10/11 - Sram 10 - 11(XD)-12(XD)	32/32 Laser 2/1,5/2	Alu ABS SelfBlocking	Seal Bearings Light	Thru axle 15/12mm	27,5" Front. 884gr. - Rear. 920gr. Tot. 1803gr. (+/- 5%) 29" Front. 924gr. - Rear. 960gr. Tot. 1884gr. (+/- 5%)

# MAG 28 PLUS 27" 29"

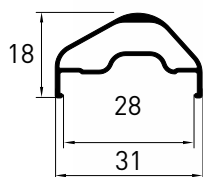
XC / XM / MARATHON / X-TERRA / TRAIL / ENDURO  
FREESTYLE / DOWNHILL

## OPTIONAL

BOOST/Lefty / Lefty Max



## PROFILE




CERCHIO RIM	ETRTO	O.L.D.	VERSIONI VERSIONS	RAGGI SPOKES	NIPPLES	MOZZI HUB	TIPO DI CHIUSURA FIXE TYPE	PESO WEIGHT
Tubeless ready Alluminio 6082 T6 Saldato Tig H18/L31	27,5" 650B/584 29" / 622 28 din	100/142 110/148 (Boost) DISC	Sh.10/11 - Sram 10 - 11(XD)-12(XD)	32/32 Laser 2/1,5/2	Alu ABS SelfBlocking	Light Cuscinetti	Perno Passante 15/12mm	27,5" Ant.733gr. - Post. 840gr. Tot. 1573gr. (+/- 5%)
								29" Ant. 763gr. - Post. 870gr. Tot. 1633gr. (+/- 5%)
Tubeless ready Alloy 6082T6 Tig Welded H18/L31	27,5" 650B/584 29" / 622 28 din	100/142 110/148 (Boost) DISC	Sh.10/11 - Sram 10 - 11(XD)-12(XD)	32/32 Laser 2/1,5/2	Alu ABS SelfBlocking	Seal Bearings Light	Thru axle 15/12mm	27,5" Front. 733gr. - Rear. 840gr. Tot. 1573gr. (+/- 5%)
								29" Front. 763gr. - Rear.870gr. Tot. 1633gr. (+/- 5%)

# MAGMA ULTRALIGHT 27,5" 29"

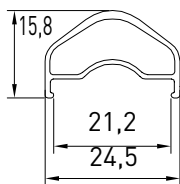
XC / XM / MARATHON / X-TERRA / TRAIL / ENDURO (Tubless ready)

## OPTIONAL

BOOST/Lefty / Lefty Max



## PROFILE



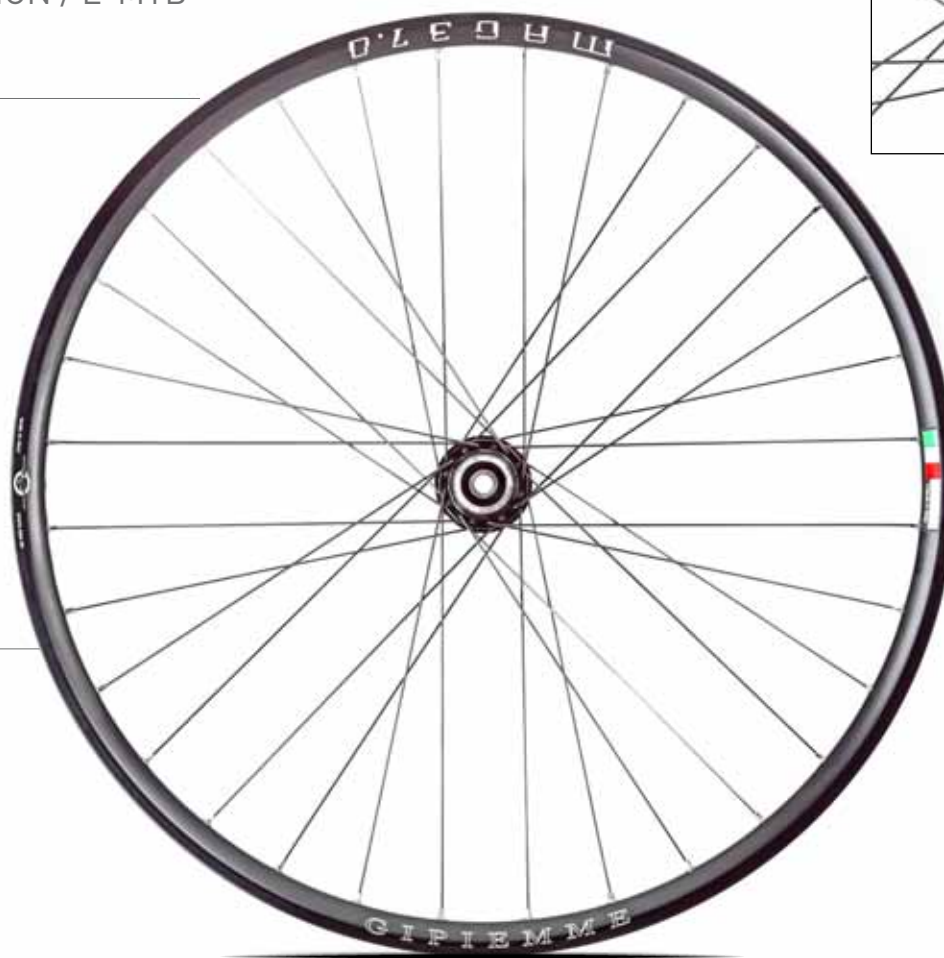
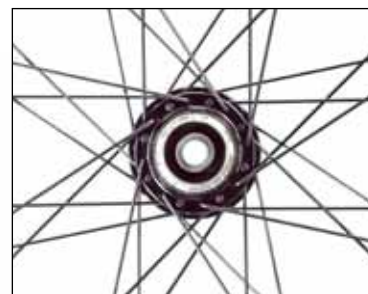
CERCHIO RIM	ETRTO	O.L.D.	VERSIONI VERSIONS	RAGGI SPOKES	NIPPLES	MOZZI HUB	TIPO DI CHIUSURA FIXE TYPE	PESO WEIGHT
Tubeless ready Alluminio 6082 T6 Saldato Tig H16/L25	27,5" 650B/584 29" / 622 21 din	100/142 110/148 (Boost) DISC	Sh.10/11 - Sram 10 - 11(XD)-12(XD)	32/32 Laser 2/1,5/2	Alu ABS SelfBlocking	Light Cuscinetti	Perno Passante 15/12mm	27,5" Ant.683gr. - Post. 836gr. Tot. 1519gr. (+/- 5%)
								29" Ant. 707gr. - Post. 866gr. Tot. 1572gr. (+/- 5%)
Tubeless ready Alloy 6082T6 Tig Welded H16/L25	27,5" 650B/584 29" / 622 21 din	100/142 110/148 (Boost) DISC	Sh.10/11 - Sram 10 - 11(XD)-12(XD)	32/32 Laser 2/1,5/2	Alu ABS SelfBlocking	Seal Bearings Light	Thru axle 15/12mm	27,5" Front. 683gr. - Rear. 836gr. Tot. 1519gr. (+/- 5%)
								29" Front. 707gr. - Rear. 866gr. Tot. 1572gr. (+/- 5%)

# MAG 37 SLE 27" 29"

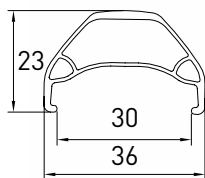
XC / XM / MARATHON / E-MTB / TRAIL / ENDURO / FREESTYLE / DOWNHILL (27,5")  
 XC / XM / MARATHON / E-MTB

## OPTIONAL

BOOST/Lefty / Lefty Max



## PROFILE



CERCHIO RIM	ETRTO	O.L.D.	VERSIONI VERSIONS	RAGGI SPOKES	NIPPLES	MOZZI HUB	TIPO DI CHIUSURA FIXE TYPE	PESO WEIGHT
Copertoncino Alluminio 6005 T6 H23/L36	27,5" 650B/584 29" / 622 30 din	100/142 110/148 (Boost) DISC	Sh.10/11 - Sram 8E BIKE -10 - 11(XD)- 12(XD)	32/32 Leader 2mm	Ottone ABS Selflocking	Cuscinetti	Perno Passante 15/12mm	27,5" Ant.1047gr. - Post. 1083gr. Tot. 2130gr. (+/- 5%)
								29" Ant. 1091gr. - Post. 1127gr. Tot. 2217gr. (+/- 5%)
Clincher Alloy 6005T6 H23/L36	27,5" 650B/584 29" / 622 30 din	100/142 110/148 (Boost) DISC	Sh.10/11 - Sram 8E BIKE -10 - 11(XD)- 12(XD)	32/32 Leader 2mm	Brass ABS Selflocking	Seal Bearings	Thru axle 15/12mm	27,5" Front. 1047gr. - Rear. 1083gr. Tot. 2130gr. (+/- 5%)
								29" Front. 1091gr. - Rear.1127gr. Tot. 2217gr. (+/- 5%)



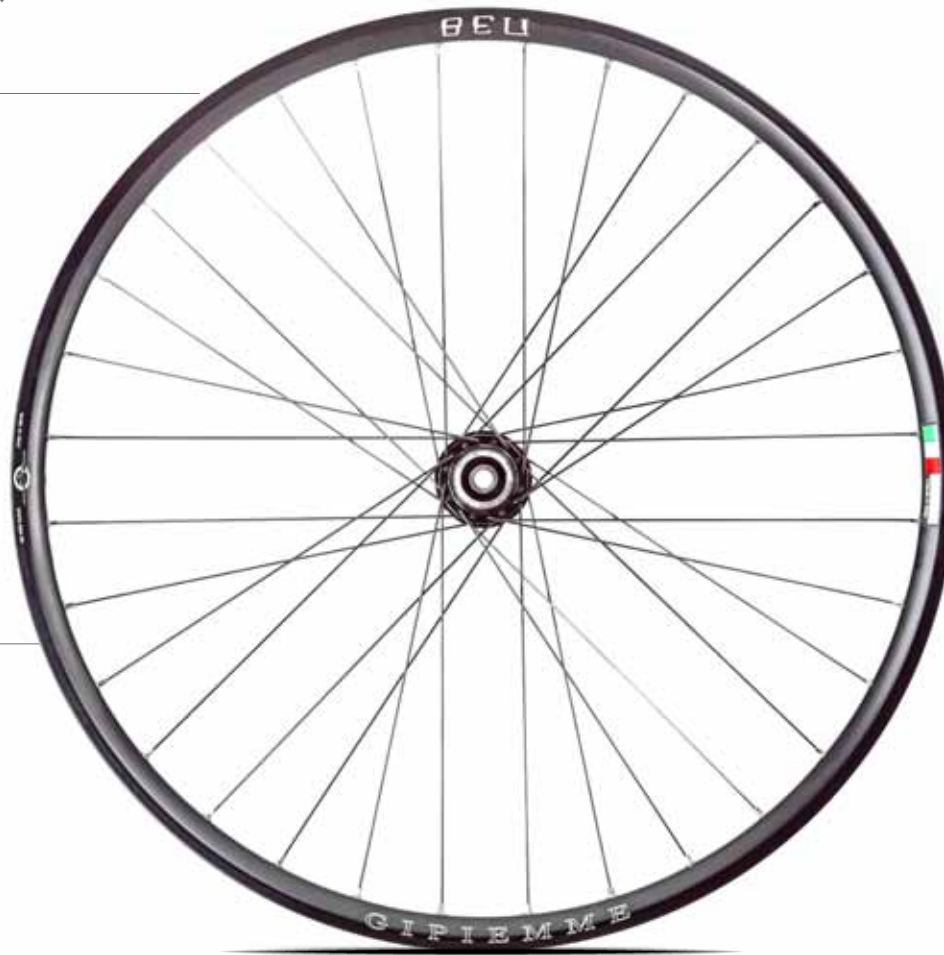
# N38 SLE 27" 29" E-Bike

MTB PLUS / E-MTB / TRAIL / ENDURO / FREESTYLE / DOWNHILL (27,5")

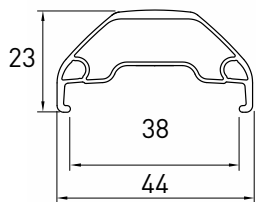
MTB / E-MTB (29")

## OPTIONAL

BOOST



## PROFILE



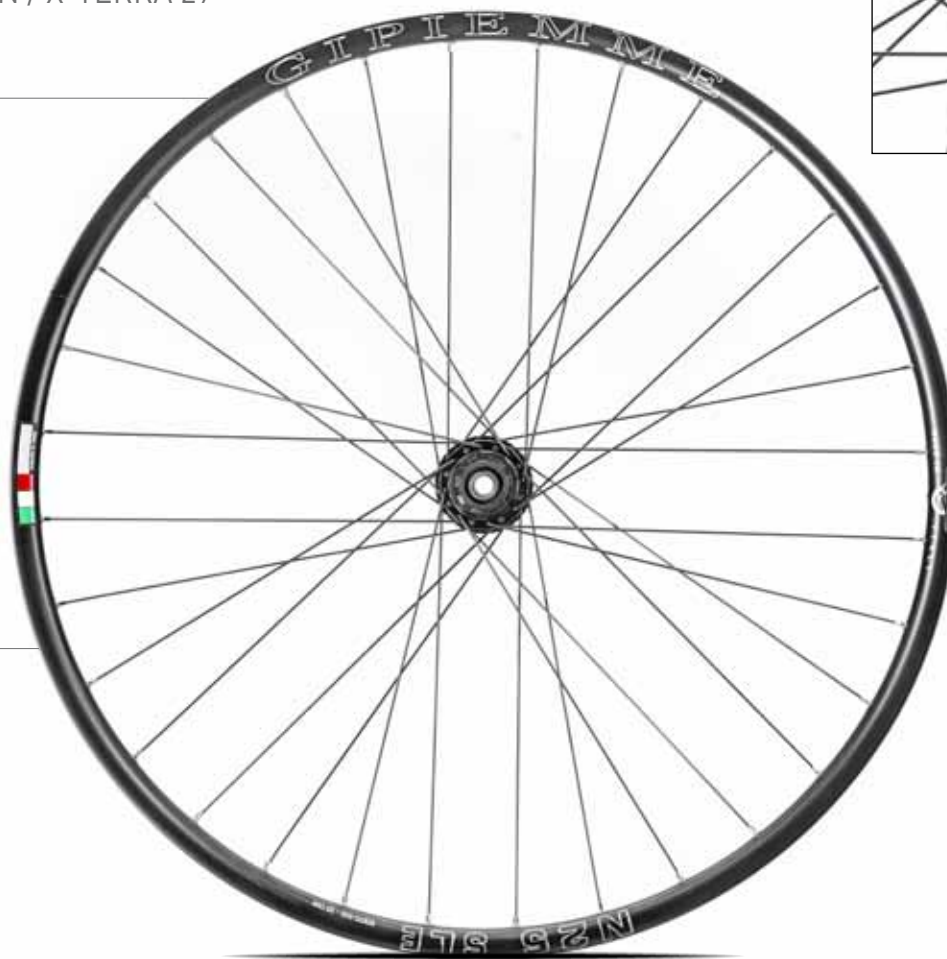
CERCHIO RIM	ETRTO	O.L.D.	VERSIONI VERSIONS	RAGGI SPOKES	NIPPLES	MOZZI HUB	TIPO DI CHIUSURA FIXE TYPE	PESO WEIGHT
Tubeless ready Alluminio 6063 T6 H23/L44	27,5" 650B/584 29" / 622 38 din	100/142 110/148 (Boost) DISC	Sh.10/11 - Sram 8E BIKE -10 - 11(XD)- 12(XD)	32/32 Leader 2mm	Ottone ABS Selflocking	Cuscinetti	Perno Passante 15/12mm	27,5" Ant.1160gr. - Post. 1396gr. Tot. 2556gr. (+/- 5%) 29" Ant. 1200gr. - Post. 1436gr. Tot. 2636gr. (+/- 5%)
Tubeless ready Alloy 6063T6 H23/L44	27,5" 650B/584 29" / 622 38 din	100/142 110/148 (Boost) DISC	Sh.10/11 - Sram 8E BIKE -10 - 11(XD)- 12(XD)	32/32 Leader 2mm	Brass ABS Selflocking	Seal Bearings	Thru axle 15/12mm	27,5" Front. 1160gr. - Rear. 1396gr. Tot. 2556gr. (+/- 5%) 29" Front. 1200gr. - Rear. 1436gr. Tot. 2636gr. (+/- 5%)

# N25 SLE 27" 29"

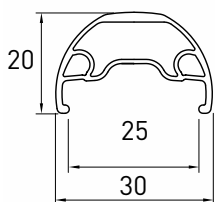
XC / XM / MARATHON / X-TERRA / TRAIL / ENDURO / FREESTYLE / DOWNHILL 27"  
XC / XM / MARATHON / X-TERRA 29"

## OPTIONAL

BOOST/Lefty / Lefty Max



## PROFILE



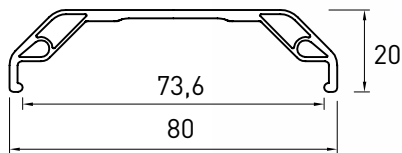
CERCHIO RIM	ETRTO	O.L.D.	VERSIONI VERSIONS	RAGGI SPOKES	NIPPLES	MOZZI HUB	TIPO DI CHIUSURA FIXE TYPE	PESO WEIGHT
Tubeless ready Alluminio 6063 T6 H20/L30	27,5" 650B/584 29" / 622 25 din	100/142 110/148 (Boost) DISC	Sh.10/11 - Sram 8E BIKE -10 - 11(XD)- 12(XD)	32/32 Leader 2mm	Ottone ABS Selflocking	Cuscinetti	Perno Passante 15/12mm	27,5" Ant.1133gr. - Post. 1216gr. Tot. 2349gr. (+/- 5%) 29" Ant. 1182gr. - Post. 1271gr. Tot. 2636gr. (+/- 5%)
Tubeless ready Alloy 6063T6 H20/L30	27,5" 650B/584 29" / 622 25 din	100/142 110/148 (Boost) DISC	Sh.10/11 - Sram 8E BIKE -10 - 11(XD)- 12(XD)	32/32 Leader 2mm	Brass ABS Selflocking	Seal Bearings	Thru axle 15/12mm	27,5" Front. 1133gr. - Rear. 1216gr. Tot. 2349gr. (+/- 5%) 29" Front. 1182gr. - Rear. 1271gr. Tot. 2453gr. (+/- 5%)

# FAT MAGNUS 80 26"

XC / XM / MARATHON / TRAIL



## PROFILE



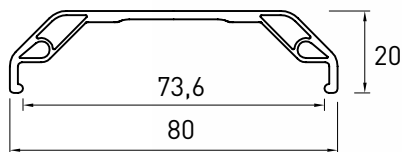
CERCHIO RIM	ETRTO	O.L.D.	VERSIONI VERSIONS	RAGGI SPOKES	NIPPLES	MOZZI HUB	TIPO DI CHIUSURA FIXE TYPE	PESO WEIGHT
Copertoncino Alluminio 6063 T6 H20/L80	26" /559 74 din	150/177 150/197 DISC	Sh.10/11 - Sram 11	32/32 Leader 2mm	Standard	Cuscinetti	Perno Passante 15/12mm	Ant.1444gr. - Post. 1577gr. Tot. 3021gr. (+/- 5%)
								Ant. 1444gr. - Post. 1672gr. Tot. 3116gr. (+/- 5%)
Clincher Alloy 6063T6 H20/L80	26" /559 74 din	150/177 150/197 DISC	Sh.10/11 - Sram 11	32/32 Leader 2mm	Standard	Seal Bearings	Thru axle 15/12mm	Front. 1444gr. - Rear. 1577gr. Tot. 3021gr. (+/- 5%)
								Front. 1444gr. - Rear.1672gr. Tot. 3116gr. (+/- 5%)

# EQUIPE FAT MAGNUS 26" 24" 20"

XC / XM / MARATHON / TRAIL (29")




## PROFILE

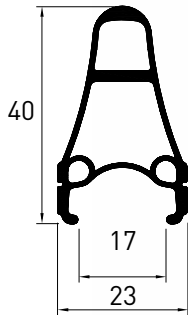


CERCHIO RIM	ETRT0	O.L.D.	VERSIONI VERSIONS	RAGGI SPOKES	NIPPLES	MOZZI HUB	TIPO DI CHIUSURA FIXE TYPE	PESO WEIGHT
Copertoncino Alluminio 6063 T6 H20/L80	26"/559 24"/507 20" - 406 74 din	135-170 DISC	Sh.10/11 - Sram 11	32/32 Standard 2mm	Standard	Su Sfere	QR	-
Clincher Alloy 6063T6 H20/L80	26"/559 24"/507 20" - 406 74 din	135-170 DISC	Sh.10/11 - Sram 11	32/32 Standard 2mm	Standard	Loseball	QR	-

## T2-40S



## PROFILE



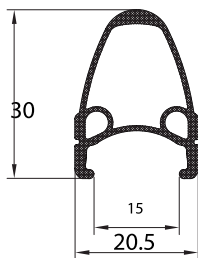
CERCHIO RIM	ETRT0	O.L.D.	VERSIONI VERSIONS	RAGGI SPOKES	NIPPLES	MOZZI HUB	TIPO DI CHIUSURA FIXE TYPE	PESO WEIGHT
Copertoncino Alluminio 6063 T6 H30/L23	28" / 622 17 din	100/135 V-BRAKE	Sh.10/11 - Campa 9-10-11 - F.W.	28/28 T2 Standard 2mm	Standard	Su Sfere	QR	-
Clincher Alloy 6063T6 H30/L23	28" / 622 17 din	100/135 V-BRAKE	Sh.10/11 - Campa 9-10-11 - F.W.	28/28 T2 Standard 2mm	Standard	Loseball	QR	-



# T2-30S Shimano



## PROFILE

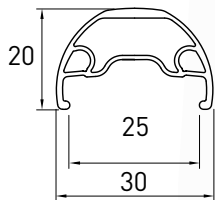


CERCHIO RIM	ETRTO	O.L.D.	VERSIONI VERSIONS	RAGGI SPOKES	NIPPLES	MOZZI HUB	TIPO DI CHIUSURA FIXE TYPE	PESO WEIGHT
Copertoncino Alluminio 6063 T6 H30/L21	28" / 622 15 din	100/135 V-BRAKE	Sh.10/11 - Campa 9-10-11 - F.W.	28/28 T2 Standard 2mm	Standard	Su Sfere	QR	-
Clincher Alloy 6063T6 H30/L21	28" / 622 15 din	100/135 V-BRAKE	Sh.10/11 - Campa 9-10-11 - F.W.	28/28 T2 Standard 2mm	Standard	Loseball	QR	-

## EQUIPE ROCCIA 27,5" 28" 29"



## PROFILE

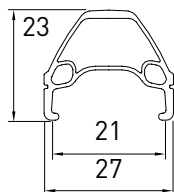


CERCHIO RIM	ETRTO	O.L.D.	VERSIONI VERSIONS	RAGGI SPOKES	NIPPLES	MOZZI HUB	TIPO DI CHIUSURA FIXE TYPE	PESO WEIGHT
Copertoncino Alluminio 6063 T6 H20/L24	27,5" 650B/584 28"29" / 622 25 din	100/135 DISC	Sh.10/11	32/32 Standard 2mm	Standard	Cuscinetti	QR	-
Clincher Alloy 6063T6 H20/L24	27,5" 650B/584 28"29" / 62215 25 din	100/135 DISC	Sh.10/11	32/32 Standard 2mm	Standard	Seal Bearings	QR	-

# T2-24L 28" 29" Trekking/MTB



## PROFILE

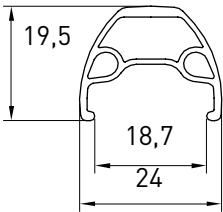


CERCHIO RIM	ETRTO	O.L.D.	VERSIONI VERSIONS	RAGGI SPOKES	NIPPLES	MOZZI HUB	TIPO DI CHIUSURA FIXE TYPE	PESO WEIGHT
Copertoncino Alluminio 6063 T6 H23/L27	28"29" / 622 21 din	100/135 V-BRAKE DISC	Sh.10/11 R.L/FW	28/28 T2 Standard 2mm	Standard	Su Sfere	QR	-
Clincher Alloy 6063T6 H23/L27	28"29" / 622 21 din	100/135 V-BRAKE DISC	Sh.10/11 R.L/FW	28/28 T2 Standard 2mm	Standard	Loseball	QR	-

# T2-24L 26" MTB

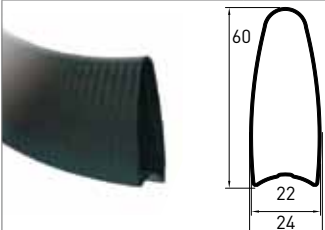


## PROFILE



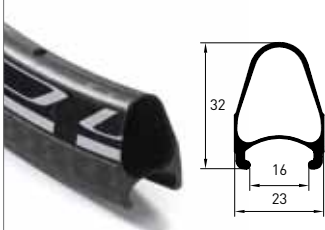
CERCHIO RIM	ETRT0	O.L.D.	VERSIONI VERSIONS	RAGGI SPOKES	NIPPLES	MOZZI HUB	TIPO DI CHIUSURA FIXE TYPE	PESO WEIGHT
Copertoncino Alluminio 6063 T6 H23/L27	26" /559 19 din	100/135 V-BRAKE DISC	Sh.10/11 R.L/FW	28/28 T2 Standard 2mm	Standard	Su Sfere	QR	-
Clincher Alloy 6063T6 H23/L27	26" /559 19 din	100/135 V-BRAKE DISC	Sh.10/11 R.L/FW	28/28 T2 Standard 2mm	Standard	Loseball	QR	-

# CERCHI / RIMS



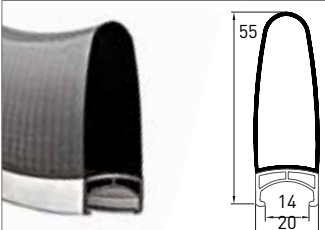
**H60 TUBOLARE**

Tubolare/Tubular  
 Misure - Etrto mm/ Size - Etrto mm:  
 28" - 632 - Din 22  
 ERD mm 28": 520  
 Altezza/Height: 60  
 Larghezza/Width: 24  
 Materiale/ Material  
 100% Fibra Carbonio/100% Carbon Fiber  
 Forature / Holes: a richiesta/on request  
 Peso/Weight: 480gr.



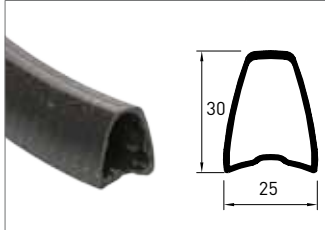
**H32 COPERTONCINO CARBONIO**

Copertoncino/ Clincher  
 Misure - Etrto mm/ Size - Etrto mm:  
 28" - 622 - Din 15  
 ERD mm 28": 576  
 Altezza/Height: 32  
 Larghezza/Width: 23  
 Materiale/ Material  
 100% Fibra Carbonio/100% Carbon Fiber  
 Forature / Holes: a richiesta/on request  
 Peso/Weight: 470gr.



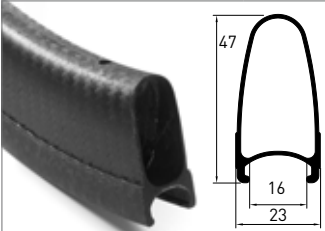
**H55 COPERTONCINO ALU/CARB**

Copertoncino/ Clincher  
 Misure - Etrto mm/ Size - Etrto mm:  
 28" - 622 - Din 14  
 ERD mm 28": 526  
 Altezza/Height: 55  
 Larghezza/Width: 20  
 Materiale/ Material: Alluminio 6082T6 e Fibra Di Carbonio/Alloy 6082T6 with Carbon Fiber  
 Forature / Holes: a richiesta/on request  
 Peso/Weight: 580gr.



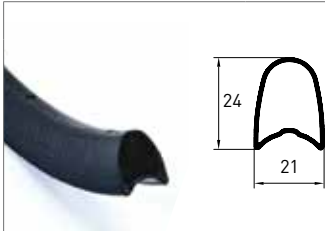
**H32 TUBOLARE CARBON**

Tubolare/Tubular  
 Misure - Etrto mm/ Size - Etrto mm:  
 28" - 632 - Din 23  
 ERD mm 28": 576  
 Altezza/Height: 30  
 Larghezza/Width: 25  
 Materiale/ Material  
 100% Fibra Carbonio/100% Carbon Fiber  
 Forature / Holes: a richiesta/on request  
 Peso/Weight: 388gr.



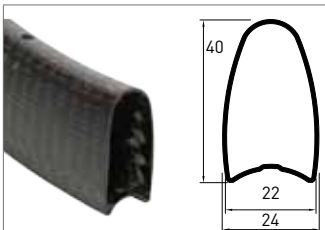
**H47 COPERTONCINO CARBONIO**

Copertoncino/ Clincher  
 Misure - Etrto mm/ Size - Etrto mm:  
 28" - 622 - Din 16  
 ERD mm 28": 546  
 Altezza/Height: 47  
 Larghezza/Width: 23  
 Materiale/ Material  
 100% Fibra Carbonio/100% Carbon Fiber  
 Forature / Holes: a richiesta/on request  
 Peso/Weight: 525gr.



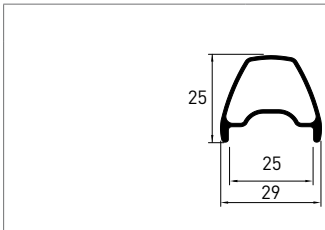
**H25 TUBOLARE**

Tubolare/Tubular  
 Misure - Etrto mm/ Size - Etrto mm:  
 28" - 632 - Din 20  
 ERD mm 28": 590  
 Altezza/Height: 24  
 Larghezza/Width: 21  
 Materiale/ Material  
 100% Fibra Carbonio/100% Carbon Fiber  
 Forature / Holes: a richiesta/on request  
 Peso/Weight: 320gr.



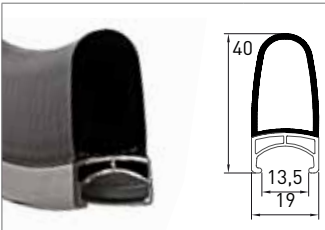
**H40 TUBOLARE**

Tubolare/Tubular  
 Misure - Etrto mm/ Size - Etrto mm:  
 28" - 632 - Din 22  
 ERD mm 28": 560  
 Altezza/Height: 40  
 Larghezza/Width: 24  
 Materiale/ Material  
 100% Fibra Carbonio/100% Carbon Fiber  
 Forature / Holes: a richiesta/on request  
 Peso/Weight: 440gr.



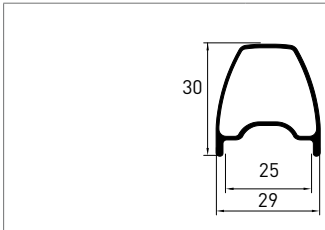
**T584 CARBON TUBELESS MTB 27,5**

Tubeless Ready  
 Misure - Etrto mm/ Size - Etrto mm:  
 27,5" - 622 - Din 25  
 ERD mm 27,5": 554  
 Altezza/Height: 25  
 Larghezza/Width: 29  
 Materiale/ Material  
 100% Fibra Carbonio/100% Carbon Fiber  
 Forature / Holes: a richiesta/on request  
 Peso/Weight: 450gr.



**H40 COPERTONCINO ALU/CARB.**

Copertoncino/ Clincher  
 Misure - Etrto mm/ Size - Etrto mm:  
 28" - 622 - Din 14  
 ERD mm 28": 561  
 Altezza/Height: 40  
 Larghezza/Width: 20  
 Materiale/ Material: Alluminio 6082T6 e Fibra Di Carbonio/Alloy 6082T6 with Carbon Fiber  
 Forature / Holes: a richiesta/on request  
 Peso/Weight: 540gr.

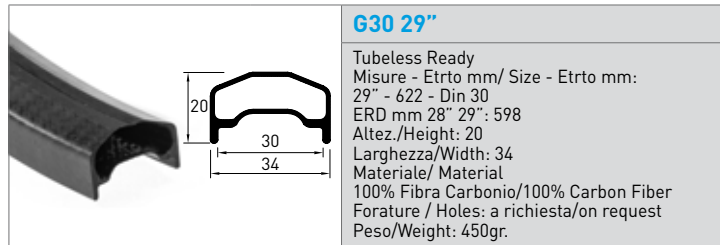


**T29ER CARBOM TUBELESS MTB 29"**

Tubeless Ready  
 Misure - Etrto mm/ Size - Etrto mm:  
 29" - 622 - Din 25  
 ERD mm 28" 29": 580  
 Altezza/Height: 30  
 Larghezza/Width: 29  
 Materiale/ Material  
 100% Fibra Carbonio/100% Carbon Fiber  
 Forature / Holes: a richiesta/on request  
 Peso/Weight: 475gr.

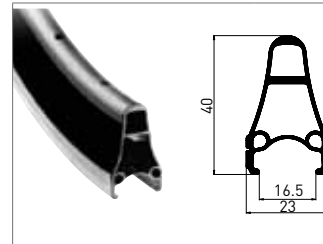


# CERCHI / RIMS



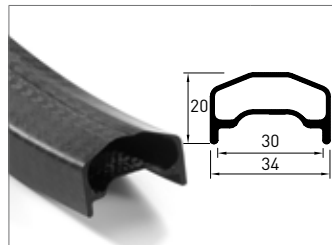
## G30 29"

Tubeless Ready  
 Misure - Etrto mm/ Size - Etrto mm:  
 29" - 622 - Din 30  
 ERD mm 28" 29": 598  
 Altezz./Height: 20  
 Larghezza/Width: 34  
 Materiale/ Material:  
 100% Fibra Carbonio/100% Carbon Fiber  
 Forature / Holes: a richiesta/on request  
 Peso/Weight: 450gr.



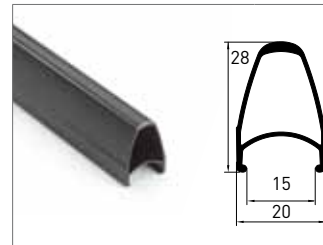
## R40 RAKTOR

Copertoncino/ Clincher  
 Misure - Etrto mm/ Size - Etrto mm:  
 28" - 622 / 26" 559 - Din 16  
 ERD mm 28" 29": 556  
 Altezz./Height: 40  
 Larghezza/Width: 23  
 Materiale/ Material: Alum. 6005  
 Forature / Holes: 32,36  
 Peso/Weight: 840gr.



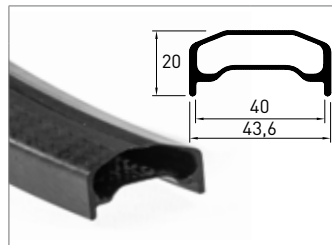
## G30 27,5"

Tubeless Ready  
 Misure - Etrto mm/ Size - Etrto mm:  
 27,5" - 584 - Din 30  
 ERD mm 27,5": 560  
 Altezz./Height: 20  
 Larghezza/Width: 34  
 Materiale/ Material:  
 100% Fibra Carbonio/100% Carbon Fiber  
 Forature / Holes: a richiesta/on request  
 Peso/Weight: 420gr.



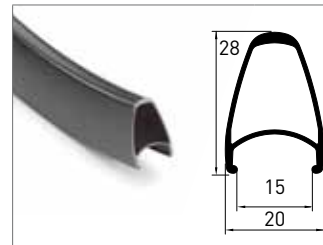
## 1,55

Copertoncino/ Clincher  
 Misure - Etrto mm/ Size - Etrto mm:  
 28" - 622 - Din 15  
 ERD mm 28": 580  
 Altezz./Height: 28  
 Larghezza/Width: 20  
 Materiale/ Material: Alum. 6082  
 Forature / Holes: 20,24  
 Peso/Weight: 465gr.



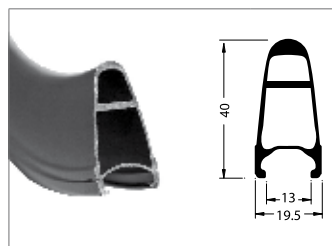
## G40 PLUS 27,5"

Tubeless Ready  
 Misure - Etrto mm/ Size - Etrto mm:  
 27,5" Plus - 584 - Din 40  
 ERD mm 27,5": 560  
 Altezz./Height: 20  
 Larghezza/Width: 44  
 Materiale/ Material:  
 100% Fibra Carbonio/100% Carbon Fiber  
 Forature / Holes: a richiesta/on request  
 Peso/Weight: 440gr.



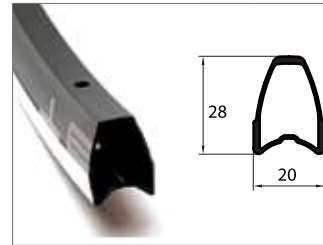
## 1,55 ROAD DISC

Copertoncino/ Clincher  
 Misure - Etrto mm/ Size - Etrto mm:  
 28" - 622 - Din 15  
 ERD mm 28": 580  
 Altezz./Height: 28  
 Larghezza/Width: 20  
 Materiale/ Material: Alum. 6082  
 Forature / Holes: 20,24  
 Peso/Weight: 465gr.



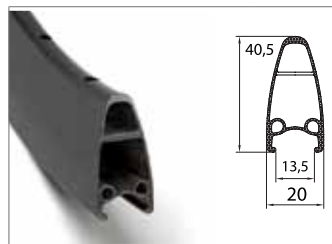
## 716 SALDATO / A40 V-BRAKE

Copertoncino/ Clincher  
 Misure - Etrto mm/ Size - Etrto mm:  
 28" - 622 - Din 14  
 ERD mm 28": 556  
 Altezz./Height: 40  
 Larghezza/Width: 20  
 Materiale/ Material: Alum. 6082  
 Forature / Holes: 12,16(8x2),16,20,32,36  
 Peso/Weight: 663gr.



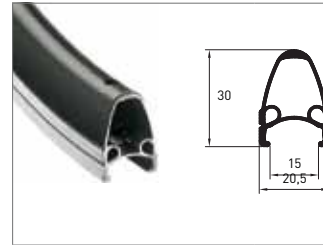
## KRONO

Tubolare/Tubular  
 Misure - Etrto mm/ Size - Etrto mm:  
 28" - 632 - Din 20  
 ERD mm 28": 580  
 Altezz./Height: 28  
 Larghezza/Width: 20  
 Materiale/ Material: Alum. 6082  
 Forature / Holes: 20,24  
 Peso/Weight: 420gr.



## A40

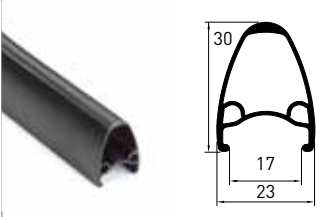
Copertoncino/ Clincher  
 Misure - Etrto mm/ Size - Etrto mm:  
 28" - 622 - Din 14  
 ERD mm 28": 556  
 Altezz./Height: 40  
 Larghezza/Width: 20  
 Materiale/ Material: Alum. 6005  
 Forature / Holes: 32,36  
 Peso/Weight: 745gr.



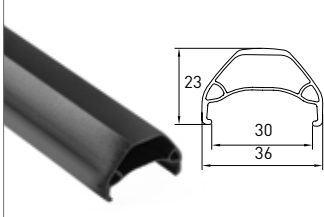
## 030C V-BRAKE

Copertoncino/ Clincher  
 Misure - Etrto mm/ Size - Etrto mm:  
 28" - 622 - Din 15  
 ERD mm 28": 577  
 Altezz./Height: 30  
 Larghezza/Width: 21  
 Materiale/ Material: Alum. 6063/6005  
 Forature / Holes: 32,36  
 Peso/Weight: 655gr.

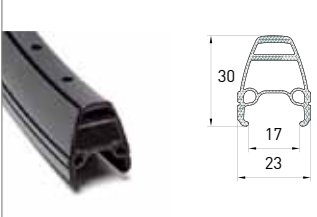
# CERCHI / RIMS



**030 ROAD DISC**  
 Copertoncino/ Clincher  
 Misure - Etrto mm/ Size - Etrto mm:  
 28" - 622 - Din 17  
 ERD mm 28": 577  
 Altezz./Height: 30  
 Larghezza/Width: 23  
 Materiale/ Material: Alum. 6063/6005  
 Forature / Holes: 32,36  
 Peso/Weight: 635gr.



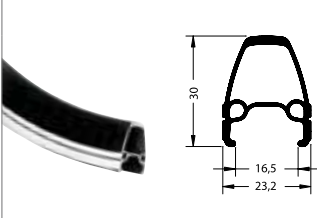
**N30 DISC**  
 Copertoncino/ Clincher  
 Misure - Etrto mm/ Size - Etrto mm:  
 29"28"-622 / 27,5"-584 / 26"-559 / 24"-507 /  
 20"-406 - Din 30  
 ERD mm 29"28" 27,5": 592/554  
 Altezz./Height: 23  
 Larghezza/Width: 36  
 Materiale/ Material: Alum. 6082/6005  
 Forature / Holes: 32,36  
 Peso/Weight: 27,5" 565 / 29" 635gr.



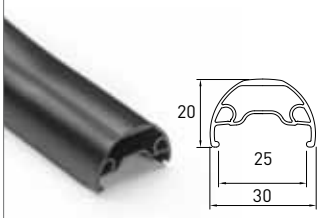
**TT30-ELETRIC**  
 Copertoncino/ Clincher  
 Misure - Etrto mm/ Size - Etrto mm:  
 29"28"-622 / 27,5"-584 - Din 17  
 ERD mm 29"28" 27,5": 586/524  
 Altezz./Height: 30  
 Larghezza/Width: 23  
 Materiale/ Material: Alum. 6063  
 Forature / Holes: 32,36  
 Peso/Weight: 788gr.



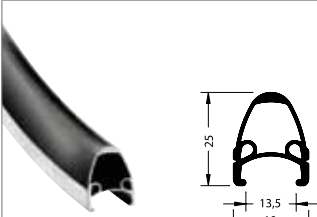
**NEPAL V-BRAKE**  
 Copertoncino/ Clincher  
 Misure - Etrto mm/ Size - Etrto mm:  
 29"28"-622 / 27,5"-584 / 26"-559 / 24"-507 /  
 20"-406 - Din 21  
 ERD mm 29"28" 27,5": 592/554  
 Altezz./Height: 23  
 Larghezza/Width: 27  
 Materiale/ Material: Alum. 6063  
 Forature / Holes: 32,36  
 Peso/Weight: 27,5" 595 / 29" 530gr.



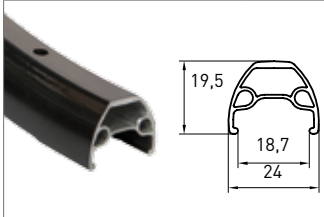
**030L THUNDER**  
 Copertoncino/ Clincher  
 Misure - Etrto mm/ Size - Etrto mm:  
 29"28"-622 / 27,5"-584 - Din 17  
 ERD mm 29"28" 27,5": 579/517  
 Altezz./Height: 30  
 Larghezza/Width: 23  
 Materiale/ Material: Alum. 6063  
 Forature / Holes: 32,36  
 Peso/Weight: 28" 750gr. / 26" 700gr.



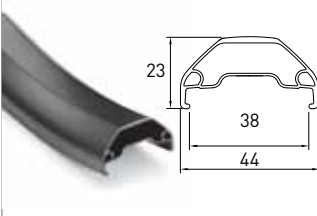
**N25PLUS MTB DISC**  
 Tubeless Ready  
 Misure - Etrto mm/ Size - Etrto mm:  
 29" - 622 / 27,5"Plus-584 - Din 38  
 ERD mm 29"28" 27,5": 592/554  
 Altezz./Height: 20  
 Larghezza/Width: 30  
 Materiale/ Material: Alum. 6005  
 Forature / Holes: 32,36  
 Peso/Weight: -



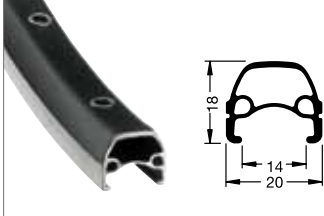
**024S V-BRAKE**  
 Copertoncino/ Clincher  
 Misure - Etrto mm/ Size - Etrto mm:  
 28" - 622 - Din 14  
 ERD mm 28": 586  
 Altezz./Height: 25  
 Larghezza/Width: 19  
 Materiale/ Material: Alum. 6005  
 Forature / Holes: 32,36  
 Peso/Weight: 540gr.



**URAL MTB DISC 27" 29"**  
 Copertoncino/ Clincher  
 Misure - Etrto mm/ Size - Etrto mm:  
 29"28"-622 / 27,5"-584 - Din 19  
 ERD mm 29"28" 27,5": 599/561  
 Altezz./Height: 19,5  
 Larghezza/Width: 24  
 Materiale/ Material: Alum. 6063  
 Forature / Holes: 32,36  
 Peso/Weight: 27,5" 490 / 29" 525gr.

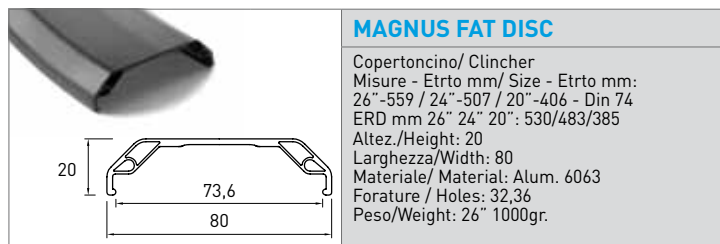
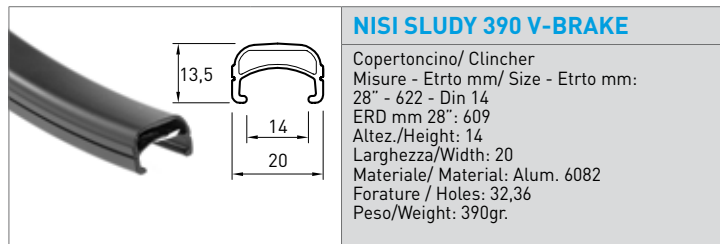
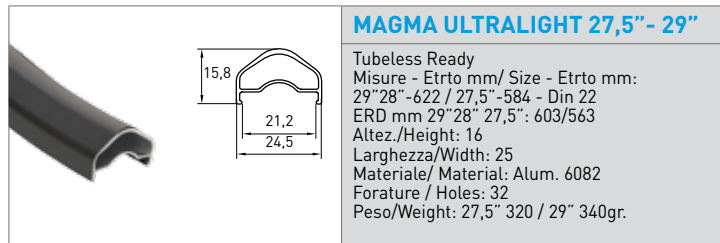
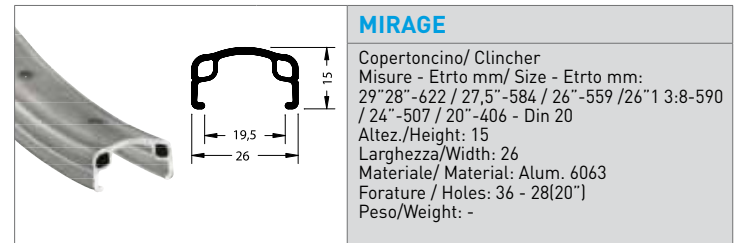
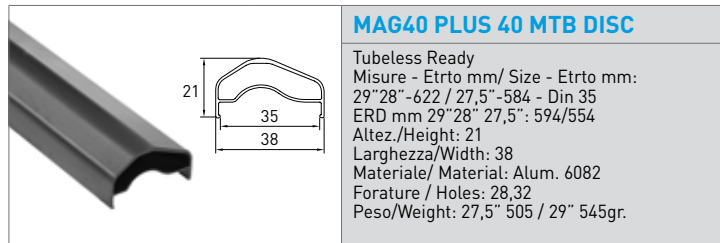
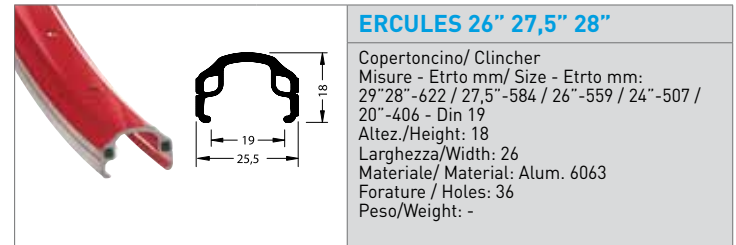
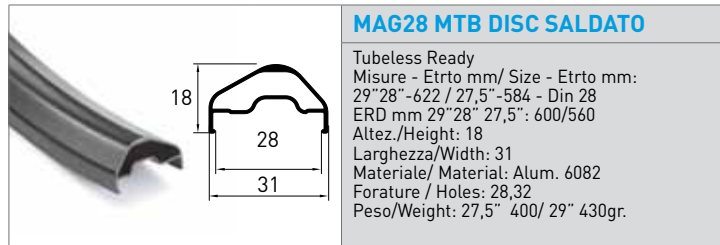


**N38PLUS E-MTB DISC**  
 Tubeless Ready  
 Misure - Etrto mm/ Size - Etrto mm:  
 29" - 622 / 27,5"Plus-584 - Din 38  
 ERD mm 29"28" 27,5": 592/554  
 Altezz./Height: 23  
 Larghezza/Width: 44  
 Materiale/ Material: Alum. 6005  
 Forature / Holes: 32,36  
 Peso/Weight: 27,5" 710 / 29" 750gr.



**032S**  
 Copertoncino/Clincher  
 Dimensioni/Size:  
 28"-Etrto 622/14 Din h 18mm-L 20mm  
 Materiale/Material:  
 Alluminio 6005T6/Alloy 6005T6  
 Fori/Holes: 32-36  
 Senza Boccole/Without Eyelets  
 Peso/Weight: 450gr.

# CERCHI / RIMS



# MOZZI CORSA / ROAD HUBS



Ant GPMCHD1



Post GPMCHD1



Ant GPMCHLight



Post GPMCHLight



Ant GPMCHD2



Post GPMCHD2

MODELLO MODEL	TIPO TYPE	CONNESSIONE RAGGI CONNECTION SPOKES	TIPO FRENO BRAKE SYSTEM	HOLE	OLD	SHIMANO	SRAM	CAMPAGNOLO	PESO WEIGHT
GPMCHD1A	Anteriore Front	Testa dritta Straight pull	V-brake	20	100 QR	-	-	-	96gr.
GPMCHD1P	Posteriore Rear	Testa dritta Straight pull	V-brake	20	130 QR	8-9-10-11	9-10-11	10-11	197gr.
GPMCHLightA	Anteriore Front	Testa curva J Bend	V-brake	20	100 QR	-	-	-	79gr.
GPMCHLightP	Posteriore Rear	Testa curva J Bend	V-brake	20/24	130 QR	8-9-10-11	9-10-11	10-11	276gr.
GPMCHD2A	Anteriore Front	Testa dritta Straight pull	Disco 6 fori Disc 6 holes	28	100 QR / 15 / 12	-	-	-	271gr.
GPMCHD2P	Posteriore Rear	Testa dritta Straight pull	Disco 6 fori Disc 6 holes	28	135/142 QR / 12	8-9-10-11	9-10-11(XD)-12(XD)	10-11	176gr.

# MOZZI MTB / MTB HUBS



Ant GPMCHDH



Post GPMCHDH



Ant GPMCHBoost



Post GPMCHBoost



Lefty



Lefty Max



Ant GPMJ



Post GPMJ

MODELLO MODEL	TIPO TYPE	CONNESSIONE RAGGI CONNECTION SPOKES	TIPO FRENO BRAKE SYSTEM	HOLES	OLD	SHIMANO	SRAM	CAMPAGNOLO	PESO WEIGHT
Ant GPMCHDH	Anteriore Front	Testa curva J Bend	Disco 6 fori Disc 6 holes	32	110/100 20 / 15 / 12 / QR	-	-	-	223gr.
Post GPMCHDH	Posteriore Rear	Testa curva J Bend	Disco 6 fori Disc 6 holes	32	135/142 QR / 12	8-9-10-11	9-10-11(XD)-12(XD)	10-11	287gr.
Ant GPMCHBoost	Anteriore Front	Testa curva J Bend	Disco 6 fori Disc 6 holes	32	110 15	-	-	-	226gr.
Post GPMCH Boost	Posteriore Rear	Testa curva J Bend	Disco 6 fori Disc 6 holes	32	148 12	8-9-10-11	9-10-11(XD)-12(XD) - 8 Ebike	10-11	290gr.
Lefty	Anteriore Front	Testa curva J Bend	Disco 6 fori Disc 6 holes	24/32		-	-	-	137gr.
Lefty Max	Anteriore Front	Testa curva J Bend	Disco 6 fori Disc 6 holes	32		-	-	-	143gr.
GPMJ	Anteriore Front	Testa curva J Bend	V-brake	16/20	100 QR	-	-	-	121gr.
GPMJ	Posteriore Rear	Testa curva J Bend	V-brake	20	130 QR	8-9-10-11	9-10-11	10-11	301gr.



# ACCESSORI / ACCESSORIES



Espositore ruote  
Display for wheels



Borsa per ruote  
Wheels bag



Cassette RL ricambio (Shimano, Campa, Sramxd)  
Cassette RL Body (Shimano, Campa, Sramxd)



Chiavi nipples a farfalla  
Carbon fibre Nipple Wrench



Chiavi nipples a tubo  
Hexagonal nipples key



Fermeraggi CX-Ray sapim  
Cx/CX-Ray Key

# ACCESSORI / ACCESSORIES



Tensiometro Sapim  
Sapim Spoke Tension Meter



Kit Tubeless  
Tubeless Kit



Flap fat



Flap Tubeless MTB  
MTB Tubeless



Prolunghe Valvola  
Extend long valve



Valvole Tubeless  
Tubeless valve



**GIPIEMME SRL**

Via Salute, 34/1  
36028 Rossano Veneto (VI), Italy

**Stabilimento/Work Address**

Via Balbi, 13  
31037 Loria (TV), Italy  
Tel. +39 0423.755.939  
Fax +39 0423.755.022

[gipiemme@gipiemme.com](mailto:gipiemme@gipiemme.com)  
[www.gipiemme.com](http://www.gipiemme.com)  
[www.cerchinisi.it](http://www.cerchinisi.it)  
[www.cerchinisi.com](http://www.cerchinisi.com)